

DIVERSIFICATION THROUGH TIME

Schultz Collins, Inc.
455 Market Street, Suite 1250
San Francisco, CA 94105

phone: 415.291.3000
877.291.2205

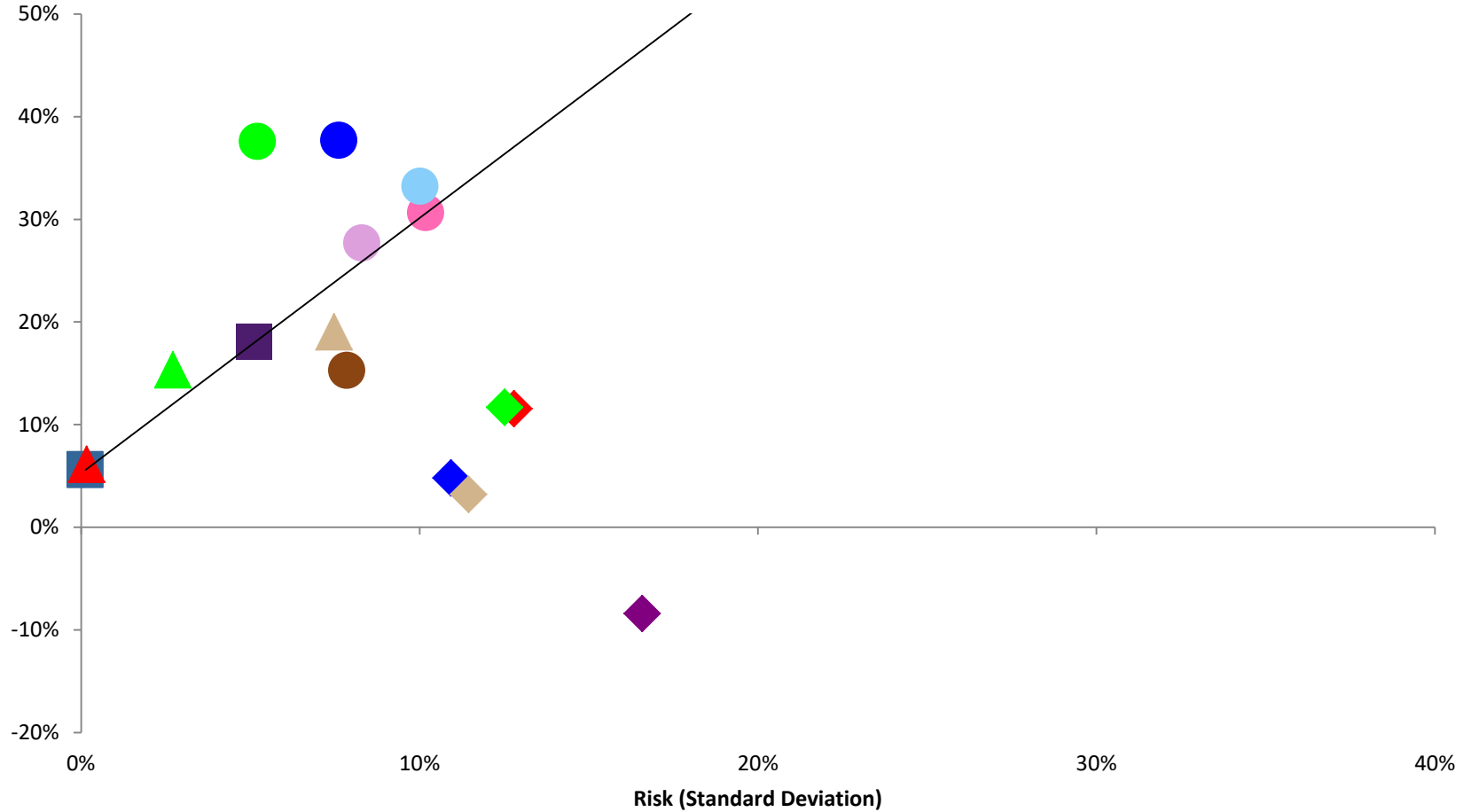
The following graphs reveal the interaction of three key dimensions: return, risk, and time. It plots a 70-30 Model Portfolio performance in risk/return space starting on January 1, 1995. The 70-30 Model Portfolio is comprised of 70% equity indices and 30% fixed income indices. Please view the appendix on the final page for a complete breakdown of the indices that make-up the 70-30 Model Portfolio. The horizontal axis [risk] measures the standard deviation of returns, the vertical axis [geometric return] measures the compound annual return for the period under consideration.

A solid black line connects the point of zero risk (the risk-free rate of a T-Bill) with the Portfolio. The steeper the positive slope of the line, the better the reward to risk tradeoff (Reward to Risk Ratio) for the Portfolio. During the period under evaluation, asset classes plotting above the line had better risk-adjusted returns, while assets plotting below the line had worse.

DIVERSIFICATION THROUGH TIME (STARTING IN 1995)

Returns (GM)

January 1995 - December 1995

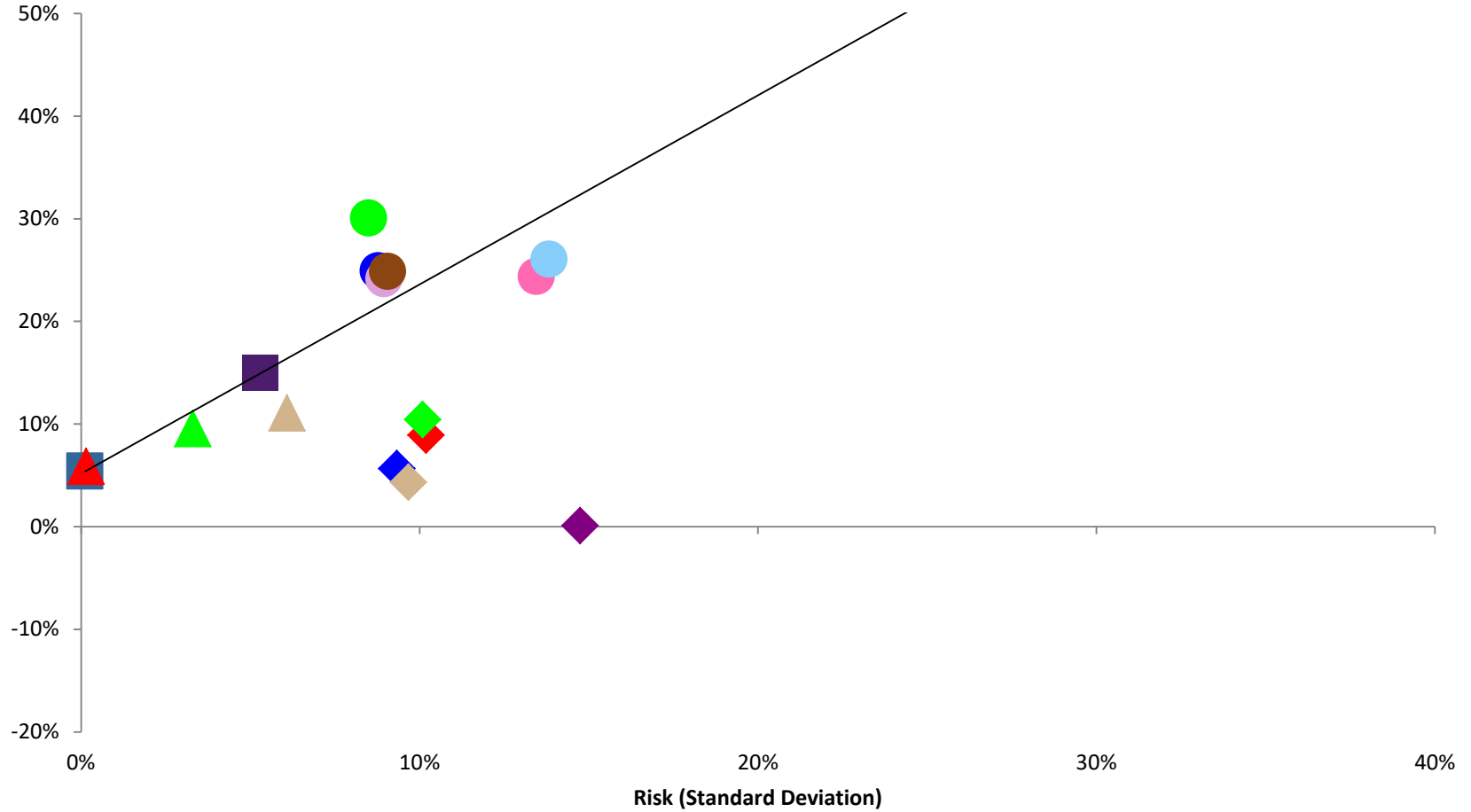


- Risk Free Rate
- US Large Cap Value Stocks
- US Large Cap Stocks
- US Small Cap Value Stocks
- ◆ International Large Cap Value Stocks
- ◆ International Emerging Markets Stocks
- ▲ Global Government Bonds
- 70% Equity / 30% Fixed Income
- US Small Cap Stocks
- US Securitized Real Estate
- ◆ International Small Cap Stocks
- ◆ International Small Cap Value Stocks
- ▲ US Short-term Government Treasury Bills
- ◆ International Large Cap Stocks
- ▲ US Intermediate-term Gov't & Corp. Bonds

DIVERSIFICATION THROUGH TIME (STARTING IN 1995)

Returns (GM)

January 1995 - December 1996

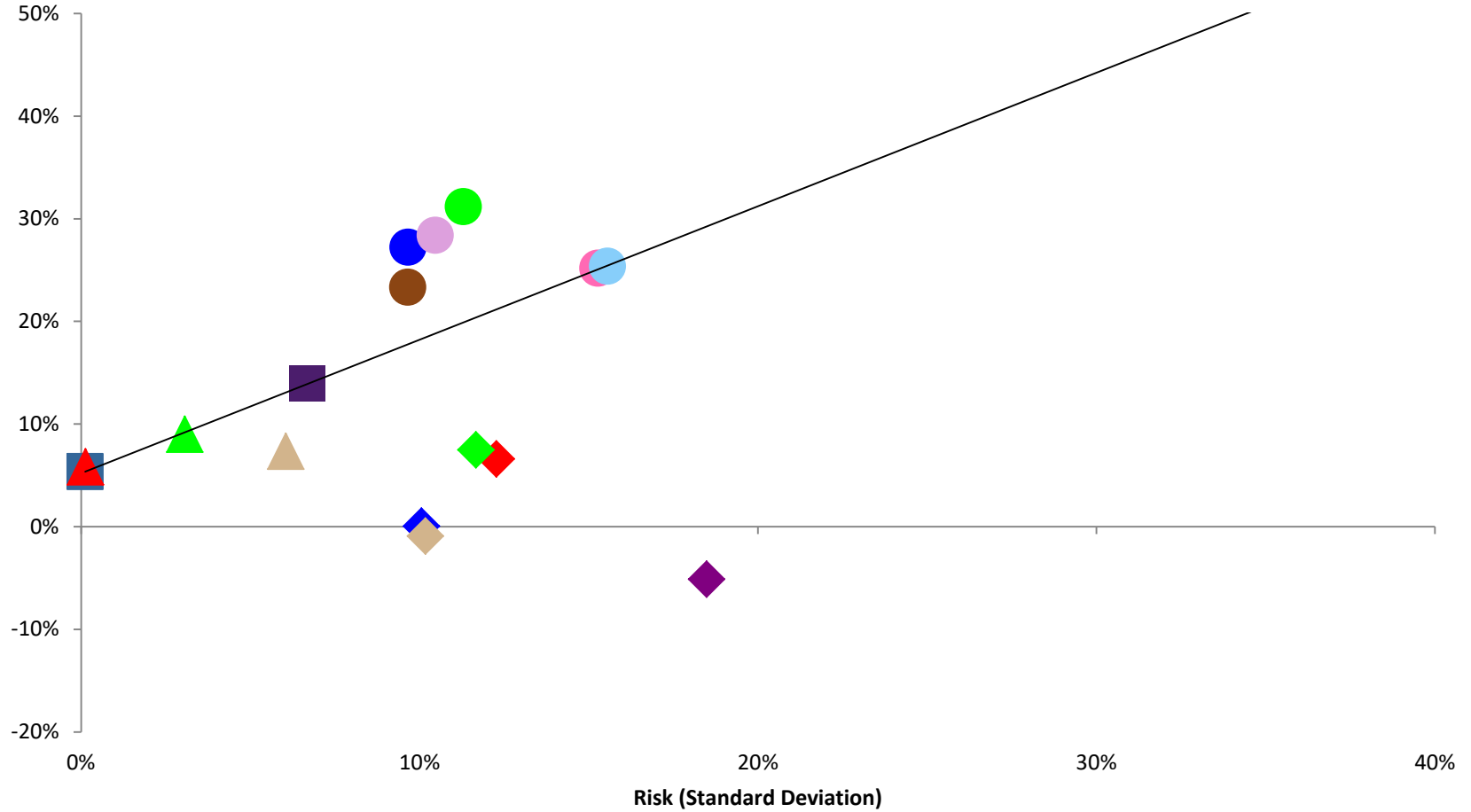


- Risk Free Rate
- US Large Cap Value Stocks
- US Micro-Cap Stocks
- ◆ International Large Cap Value Stocks
- ◆ International Emerging Markets Stocks
- ▲ Global Government Bonds
- 70% Equity / 30% Fixed Income
- US Small Cap Stocks
- US Securitized Real Estate
- ◆ International Small Cap Stocks
- ◆ International Small Cap Value Stocks
- ▲ US Short-term Government Treasury Bills
- US Large Cap Stocks
- US Small Cap Value Stocks
- ◆ International Large Cap Stocks
- ▲ US Intermediate-term Gov't & Corp. Bonds

DIVERSIFICATION THROUGH TIME (STARTING IN 1995)

Returns (GM)

January 1995 - December 1997

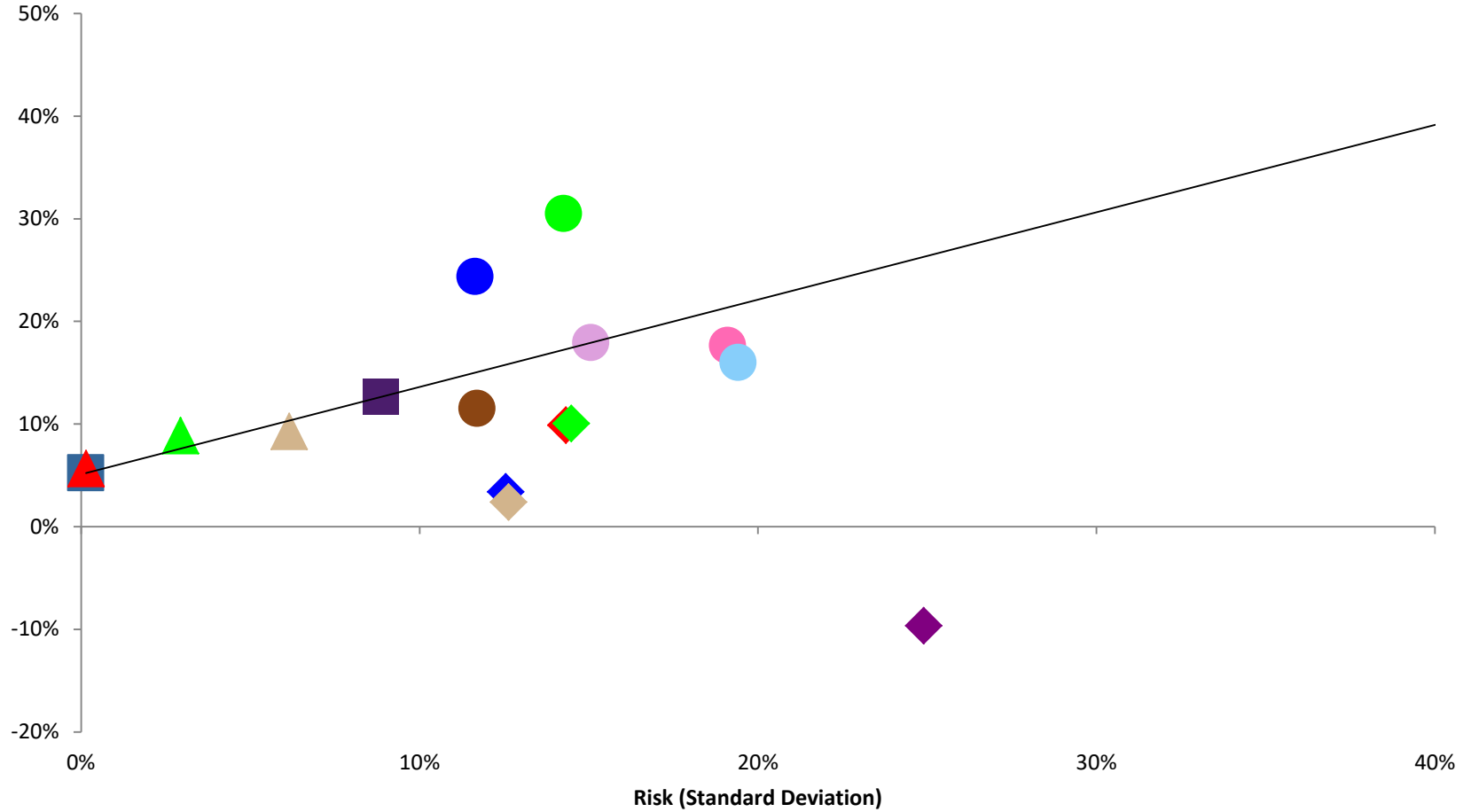


- Risk Free Rate
- US Large Cap Value Stocks
- US Small Cap Value Stocks
- US Large Cap Stocks
- US Small Cap Stocks
- US Micro-Cap Stocks
- US Securitized Real Estate
- ◆ International Large Cap Value Stocks
- ◆ International Large Cap Stocks
- ◆ International Small Cap Value Stocks
- ◆ International Small Cap Stocks
- ◆ International Emerging Markets Stocks
- ▲ US Short-term Government Treasury Bills
- ▲ US Intermediate-term Gov't & Corp. Bonds
- ▲ Global Government Bonds

DIVERSIFICATION THROUGH TIME (STARTING IN 1995)

Returns (GM)

January 1995 - December 1998

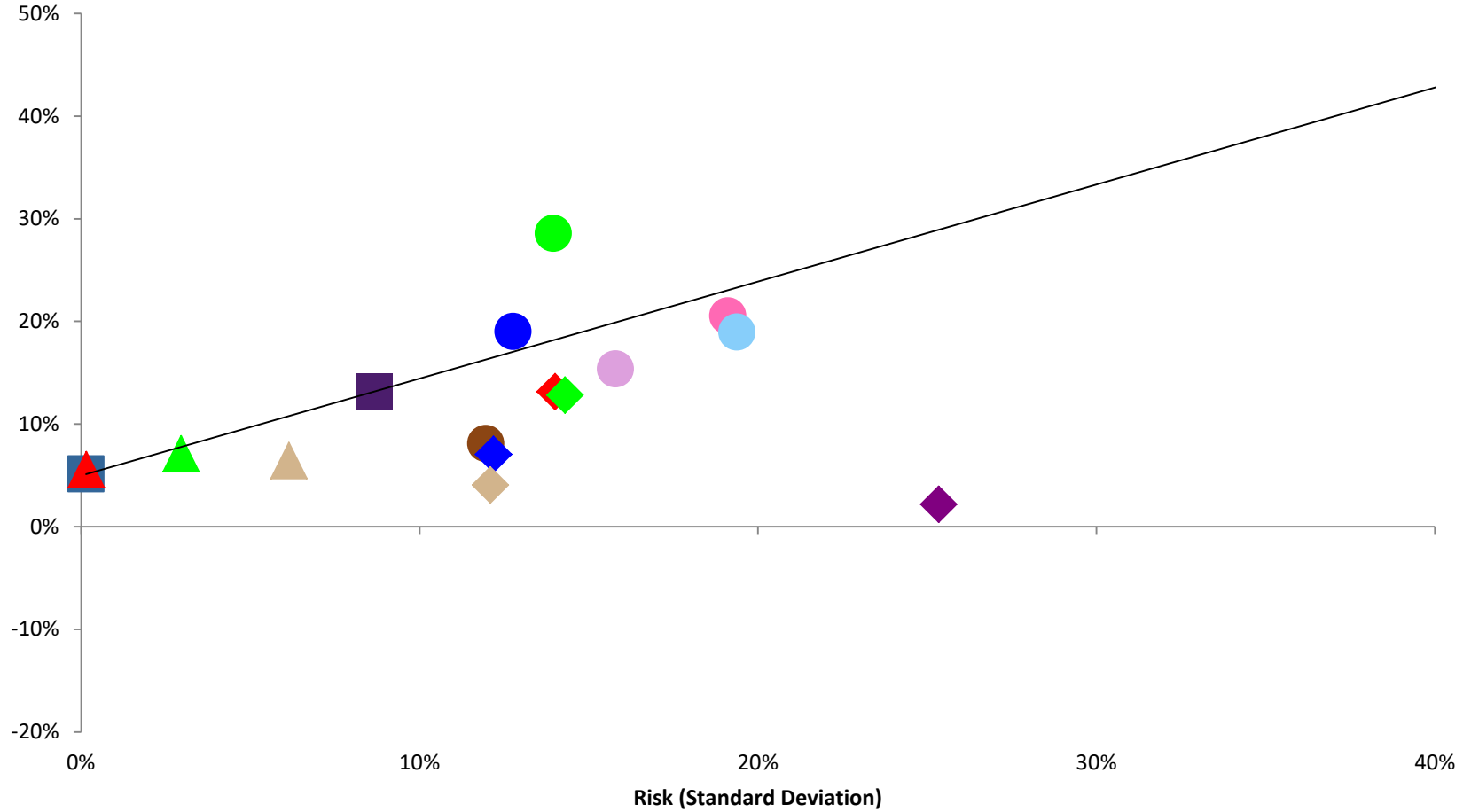


- Risk Free Rate
- US Large Cap Value Stocks
- US Large Cap Stocks
- US Small Cap Value Stocks
- US Small Cap Stocks
- US Securitized Real Estate
- ◆ International Large Cap Value Stocks
- ◆ International Large Cap Stocks
- ◆ International Emerging Markets Stocks
- ◆ International Small Cap Value Stocks
- ▲ US Short-term Government Treasury Bills
- ▲ US Intermediate-term Gov't & Corp. Bonds
- ▲ Global Government Bonds

DIVERSIFICATION THROUGH TIME (STARTING IN 1995)

Returns (GM)

January 1995 - December 1999

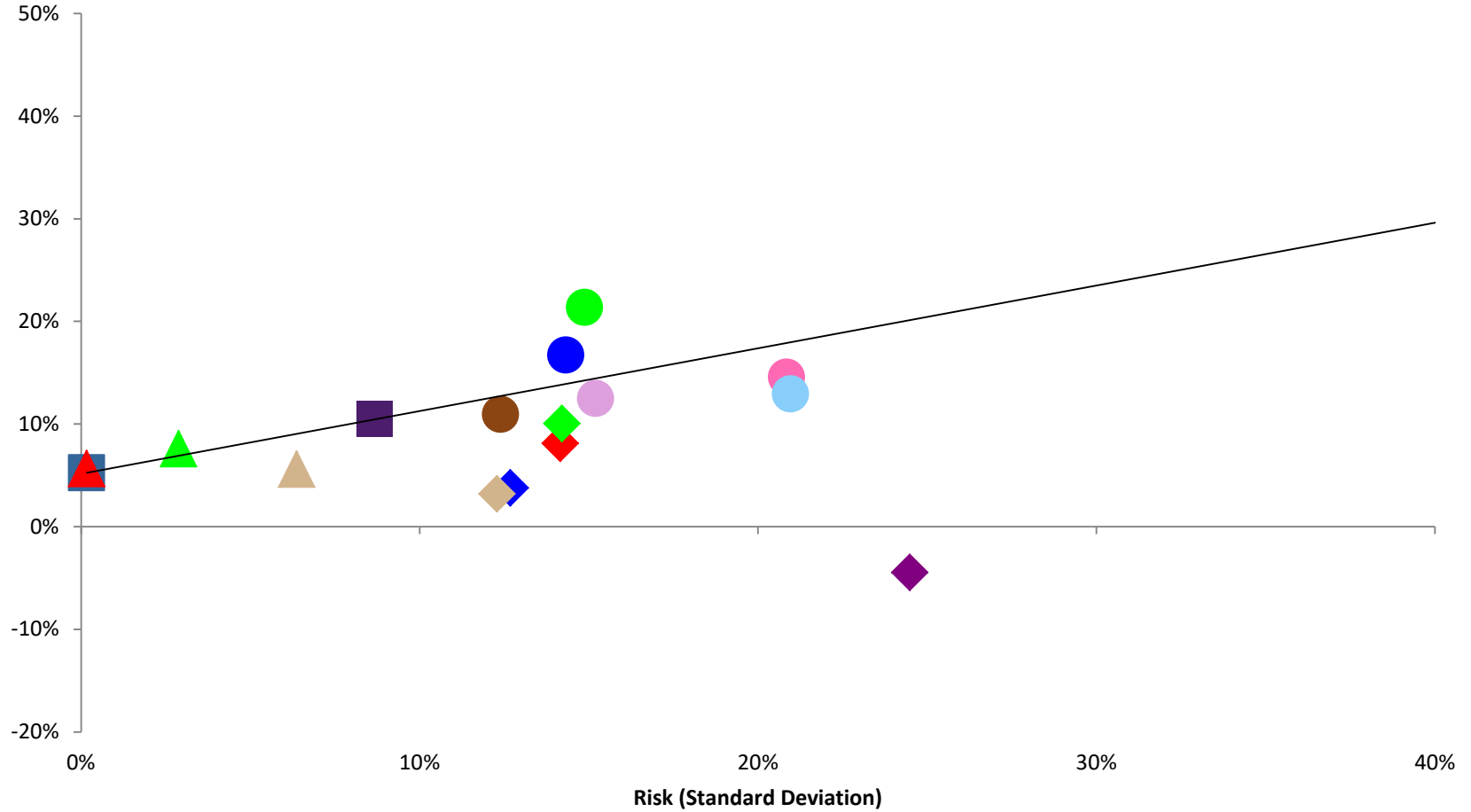


- Risk Free Rate
- US Large Cap Value Stocks
- US Large Cap Stocks
- US Small Cap Value Stocks
- US Small Cap Stocks
- US Securitized Real Estate
- ◆ International Large Cap Value Stocks
- ◆ International Large Cap Stocks
- ◆ International Emerging Markets Stocks
- ▲ US Short-term Government Treasury Bills
- ▲ US Intermediate-term Gov't & Corp. Bonds
- ▲ Global Government Bonds

DIVERSIFICATION THROUGH TIME (STARTING IN 1995)

Returns (GM)

January 1995 - December 2000

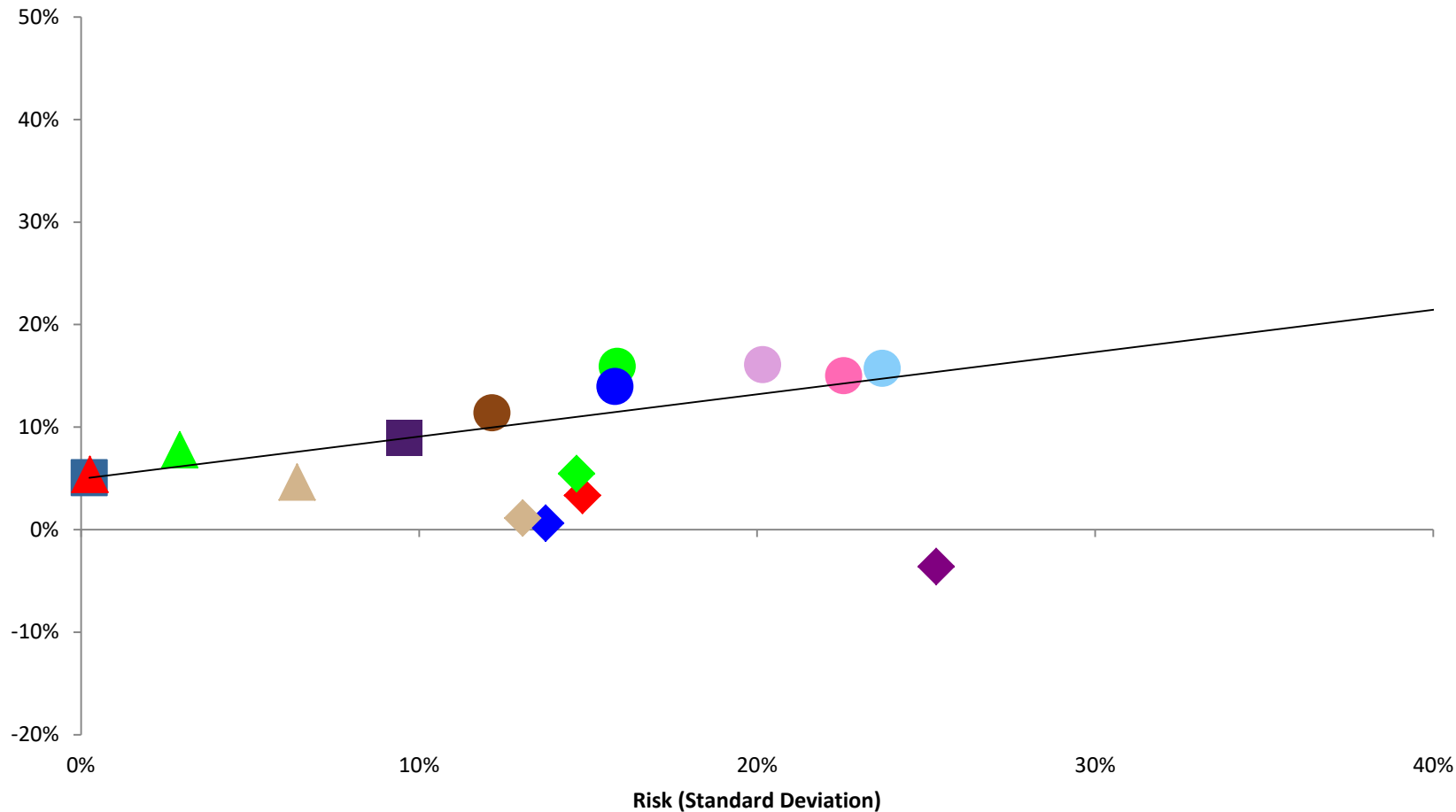


- Risk Free Rate
- US Large Cap Value Stocks
- US Large Cap Stocks
- US Small Cap Value Stocks
- US Small Cap Stocks
- US Micro-Cap Stocks
- ◆ International Large Cap Value Stocks
- ◆ International Large Cap Stocks
- ◆ International Emerging Markets Stocks
- ◆ International Small Cap Value Stocks
- ◆ International Small Cap Stocks
- ◆ International Small Cap Value Stocks
- ▲ US Short-term Government Treasury Bills
- ▲ US Intermediate-term Gov't & Corp. Bonds
- ▲ Global Government Bonds

DIVERSIFICATION THROUGH TIME (STARTING IN 1995)

Returns (GM)

January 1995 - December 2001

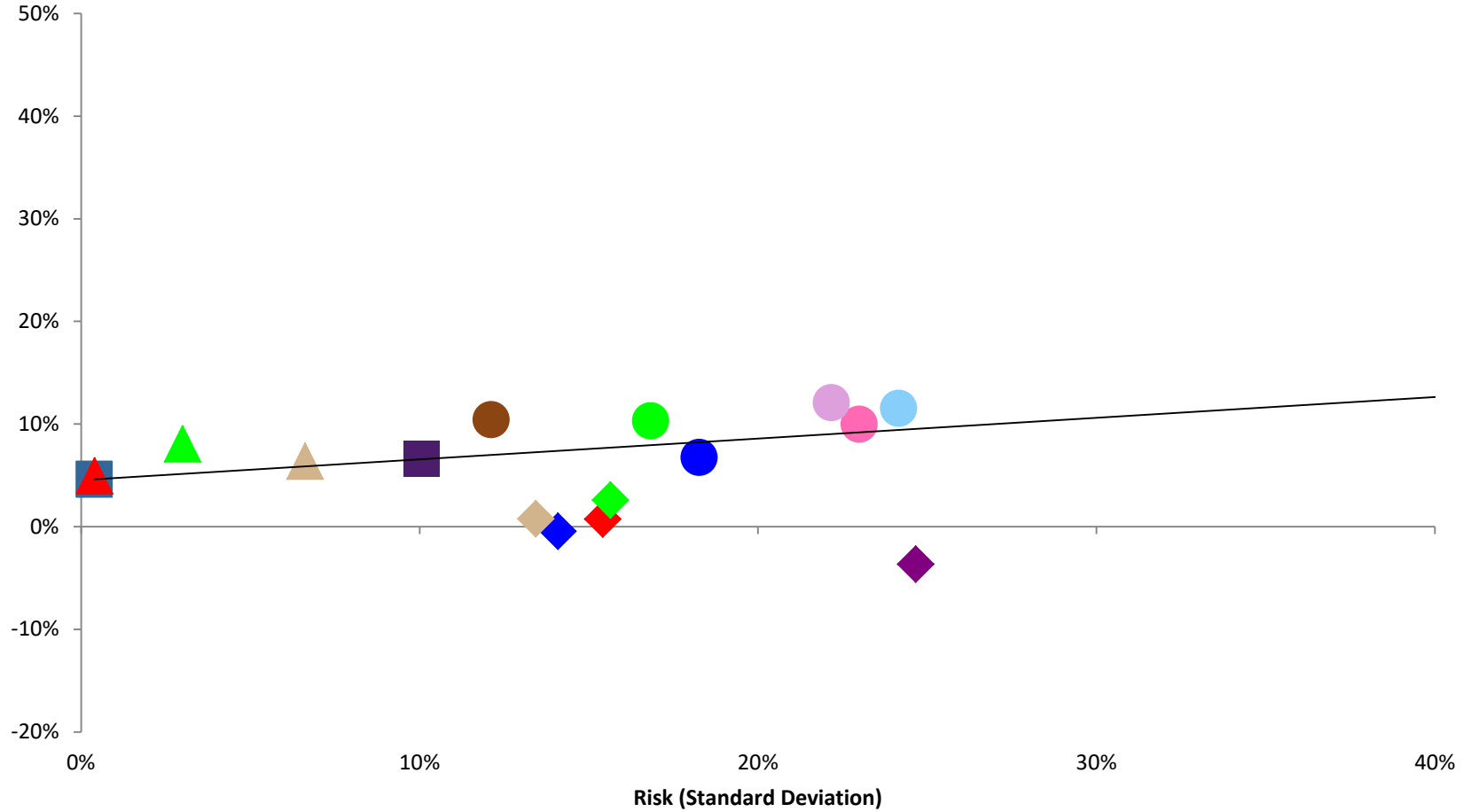


- Risk Free Rate
- US Large Cap Value Stocks
- US Large Cap Stocks
- US Small Cap Value Stocks
- US Small Cap Stocks
- US Micro-Cap Stocks
- ◆ International Large Cap Value Stocks
- ◆ International Large Cap Stocks
- ◆ International Emerging Markets Stocks
- ◆ International Small Cap Value Stocks
- ◆ International Small Cap Stocks
- ◆ US Securitized Real Estate
- ▲ US Short-term Government Treasury Bills
- ▲ US Intermediate-term Gov't & Corp. Bonds
- ▲ Global Government Bonds

DIVERSIFICATION THROUGH TIME (STARTING IN 1995)

Returns (GM)

January 1995 - December 2002

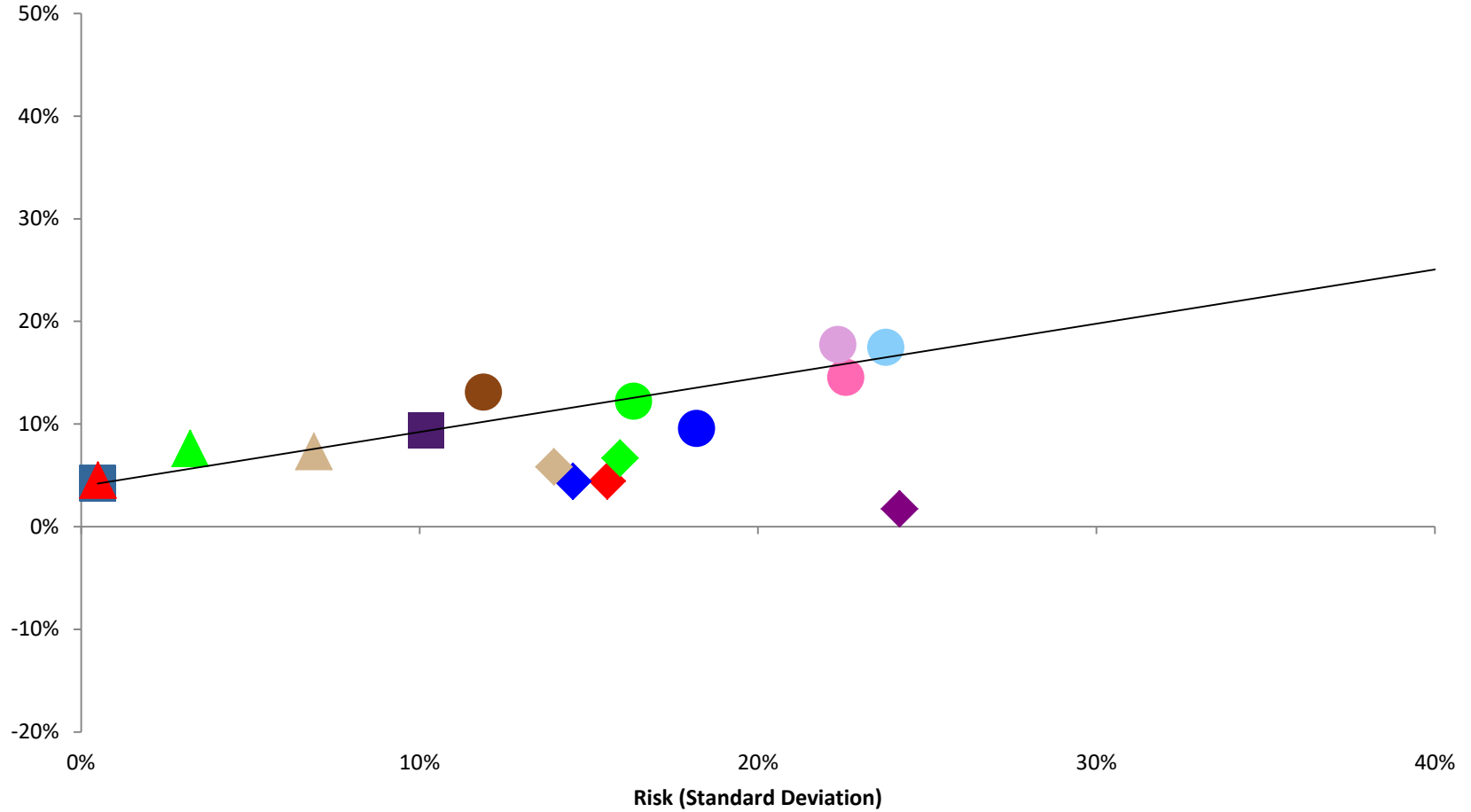


- Risk Free Rate
- US Large Cap Value Stocks
- US Large Cap Stocks
- US Small Cap Value Stocks
- US Small Cap Stocks
- US Micro-Cap Stocks
- ◆ International Large Cap Value Stocks
- ◆ International Large Cap Stocks
- ◆ International Emerging Markets Stocks
- ▲ Global Government Bonds
- 70% Equity / 30% Fixed Income
- US Securitized Real Estate
- ◆ International Small Cap Value Stocks
- ◆ International Small Cap Stocks
- ▲ US Intermediate-term Gov't & Corp. Bonds
- ▲ US Short-term Government Treasury Bills

DIVERSIFICATION THROUGH TIME (STARTING IN 1995)

Returns (GM)

January 1995 - December 2003

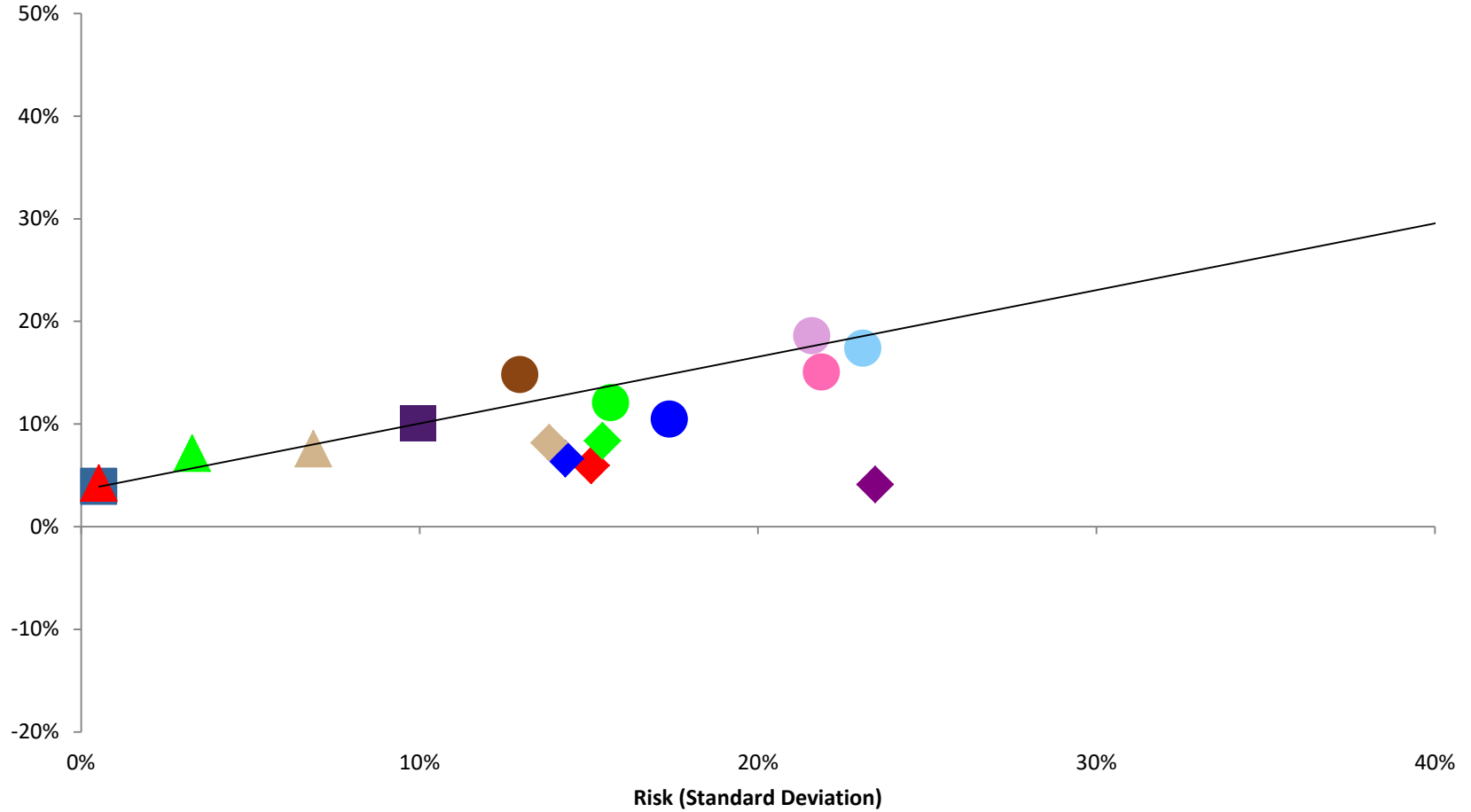


- Risk Free Rate
- US Large Cap Value Stocks
- US Micro-Cap Stocks
- ◆ International Large Cap Value Stocks
- ◆ International Emerging Markets Stocks
- ▲ Global Government Bonds
- 70% Equity / 30% Fixed Income
- US Securitized Real Estate
- ◆ International Small Cap Stocks
- US Small Cap Stocks
- ◆ International Small Cap Value Stocks
- ▲ US Short-term Government Treasury Bills
- ▲ US Intermediate-term Gov't & Corp. Bonds
- US Large Cap Stocks
- US Small Cap Value Stocks
- ◆ International Large Cap Stocks

DIVERSIFICATION THROUGH TIME (STARTING IN 1995)

Returns (GM)

January 1995 - December 2004

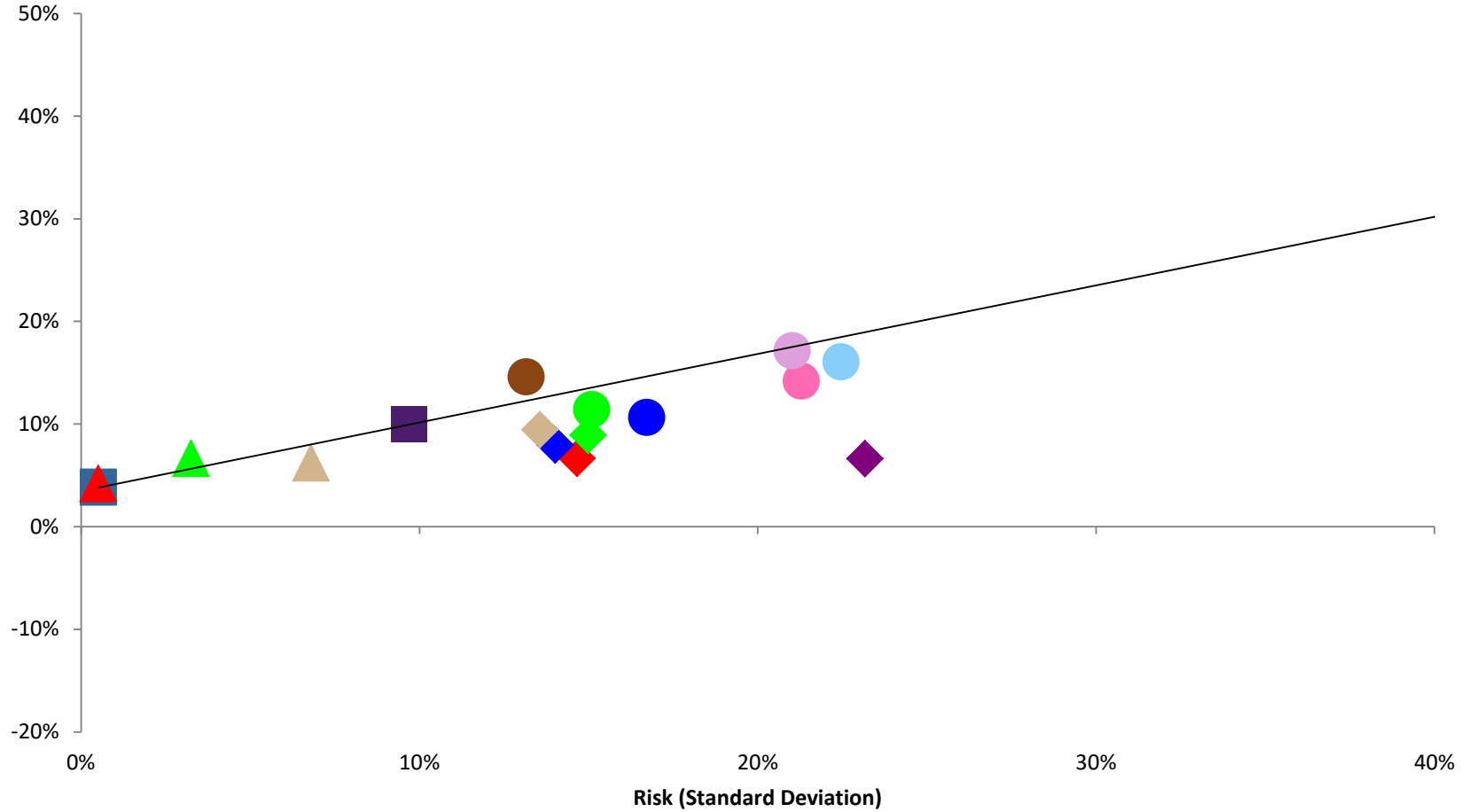


- Risk Free Rate
- US Large Cap Value Stocks
- US Large Cap Stocks
- ◆ International Large Cap Value Stocks
- ◆ International Emerging Markets Stocks
- ▲ Global Government Bonds
- 70% Equity / 30% Fixed Income
- US Small Cap Stocks
- US Small Cap Value Stocks
- US Securitized Real Estate
- ◆ International Small Cap Stocks
- ▲ US Short-term Government Treasury Bills
- US Intermediate-term Gov't & Corp. Bonds
- ◆ International Large Cap Stocks
- ◆ International Small Cap Value Stocks

DIVERSIFICATION THROUGH TIME (STARTING IN 1995)

Returns (GM)

January 1995 - December 2005

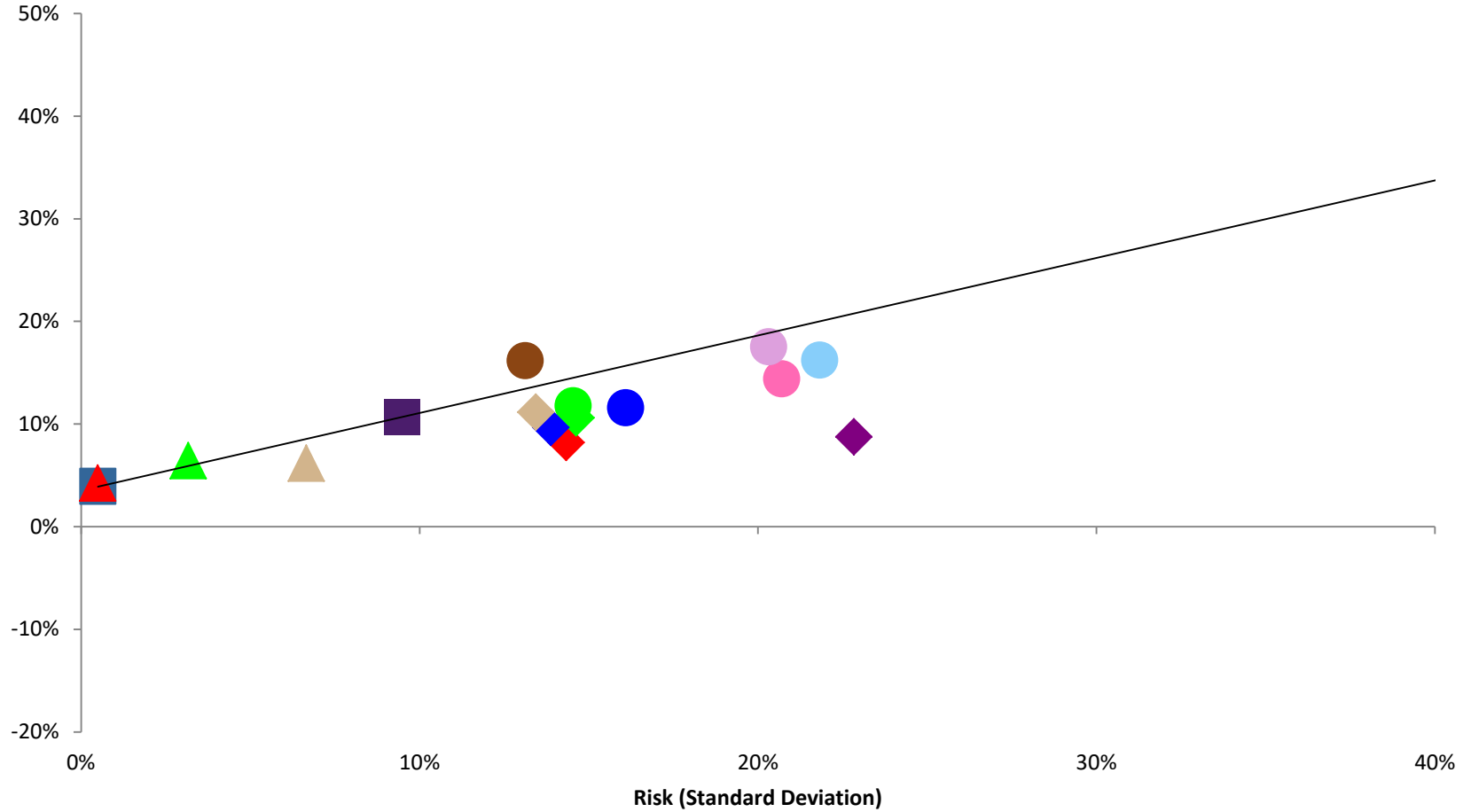


- Risk Free Rate
- US Large Cap Value Stocks
- US Small Cap Value Stocks
- US Large Cap Stocks
- US Small Cap Stocks
- US Securitized Real Estate
- International Large Cap Value Stocks
- International Small Cap Stocks
- International Large Cap Stocks
- International Small Cap Value Stocks
- International Emerging Markets Stocks
- ▲ US Short-term Government Treasury Bills
- ▲ US Intermediate-term Gov't & Corp. Bonds
- ▲ Global Government Bonds

DIVERSIFICATION THROUGH TIME (STARTING IN 1995)

Returns (GM)

January 1995 - December 2006

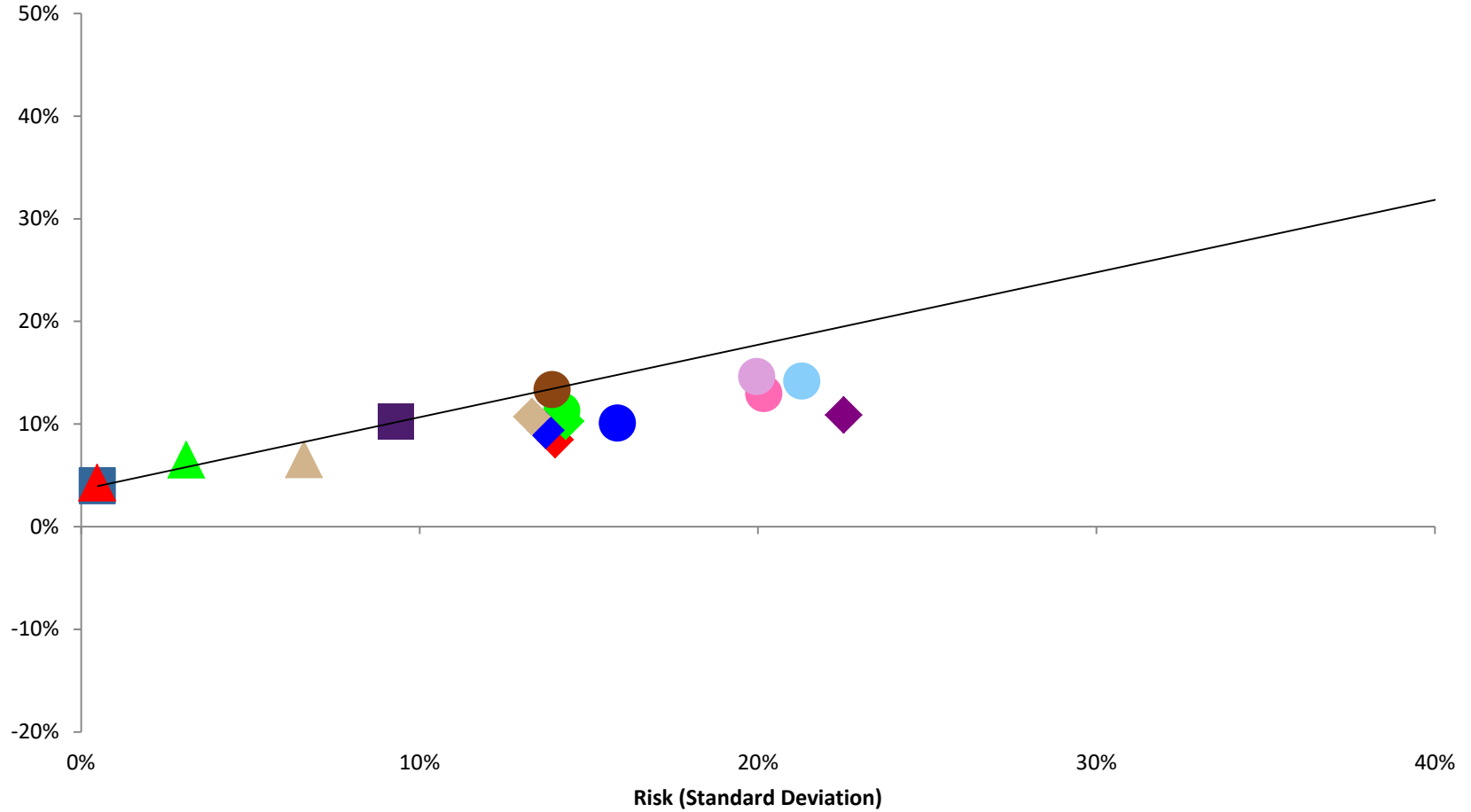


- Risk Free Rate
- US Large Cap Value Stocks
- US Large Cap Stocks
- US Small Cap Value Stocks
- US Small Cap Stocks
- US Securitized Real Estate
- US Short-term Government Treasury Bills
- US Intermediate-term Gov't & Corp. Bonds
- 70% Equity / 30% Fixed Income
- ◆ International Large Cap Value Stocks
- ◆ International Small Cap Stocks
- ◆ International Small Cap Value Stocks
- ◆ International Emerging Markets Stocks
- ▲ Global Government Bonds

DIVERSIFICATION THROUGH TIME (STARTING IN 1995)

Returns (GM)

January 1995 - December 2007

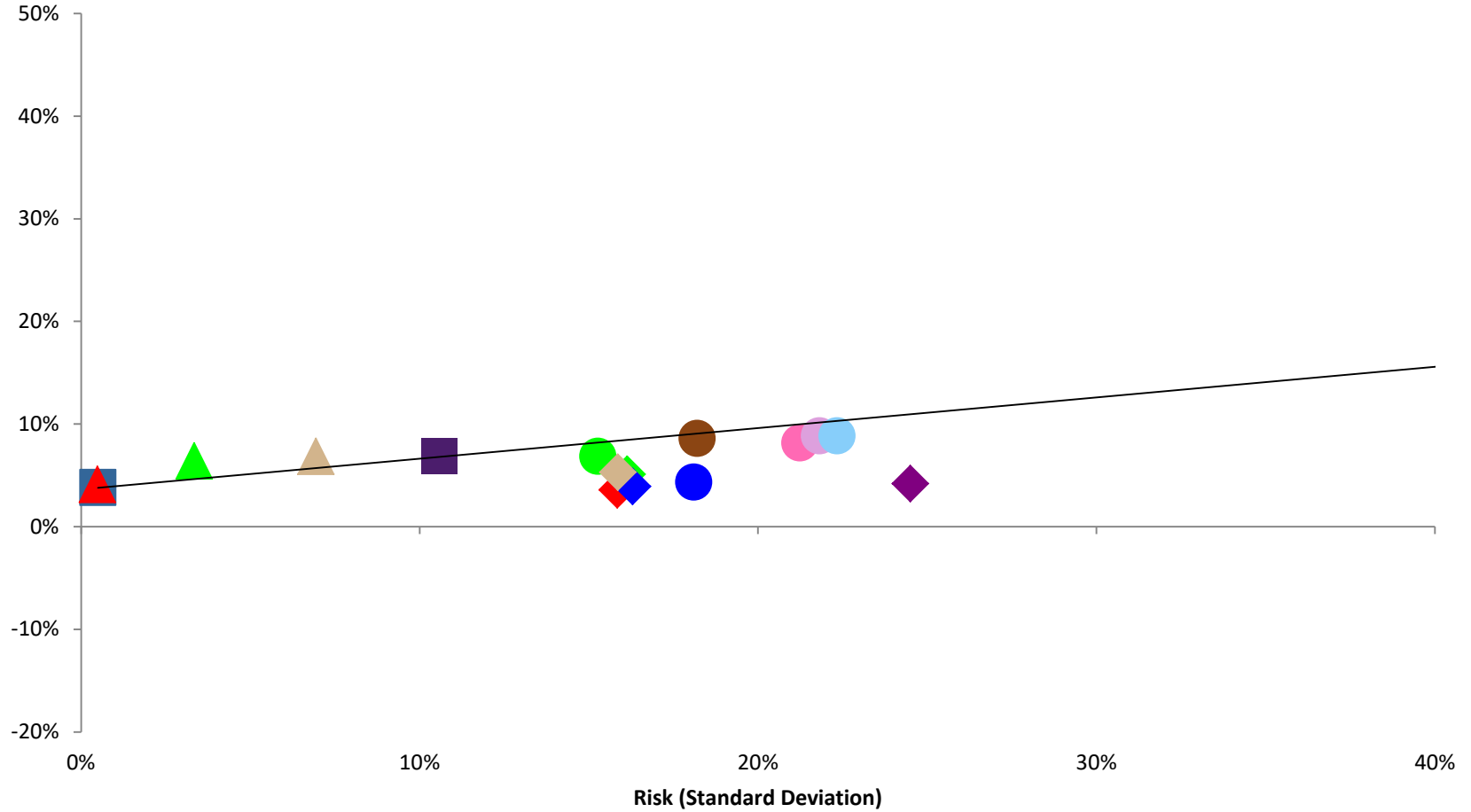


- Risk Free Rate
- US Large Cap Value Stocks
- US Large Cap Stocks
- US Small Cap Value Stocks
- US Small Cap Stocks
- US Securitized Real Estate
- US Short-term Government Treasury Bills
- US Intermediate-term Gov't & Corp. Bonds
- 70% Equity / 30% Fixed Income
- ◆ International Large Cap Value Stocks
- ◆ International Large Cap Stocks
- ◆ International Small Cap Value Stocks
- ◆ International Emerging Markets Stocks
- ▲ Global Government Bonds

DIVERSIFICATION THROUGH TIME (STARTING IN 1995)

Returns (GM)

January 1995 - December 2008

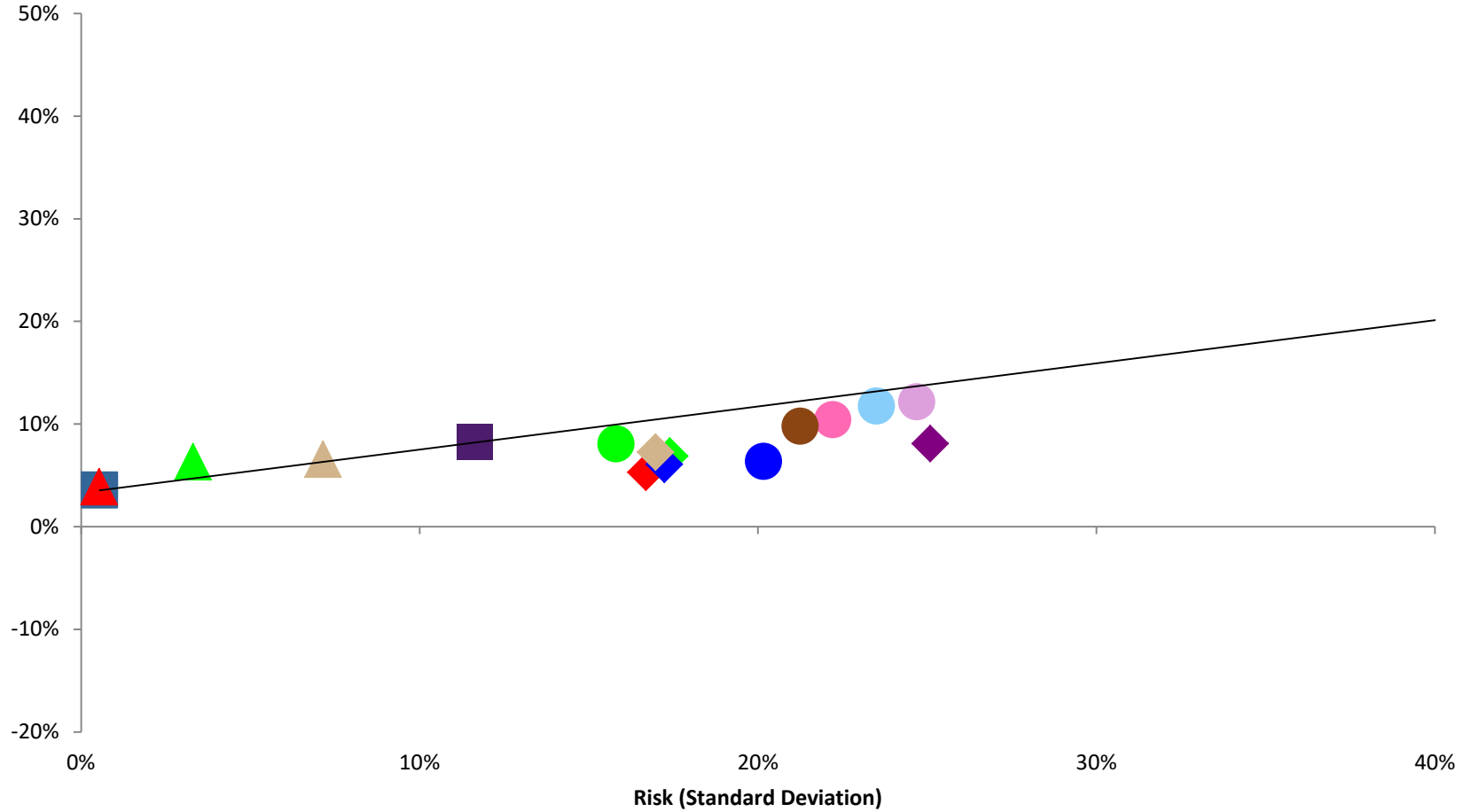


- Risk Free Rate
- US Large Cap Value Stocks
- US Large Cap Stocks
- US Small Cap Stocks
- US Small Cap Value Stocks
- ◆ International Large Cap Value Stocks
- ◆ International Emerging Markets Stocks
- ▲ US Short-term Government Treasury Bills
- ▲ US Intermediate-term Gov't & Corp. Bonds
- ▲ Global Government Bonds
- 70% Equity / 30% Fixed Income
- US Securitized Real Estate
- ◆ International Large Cap Stocks
- ◆ International Small Cap Stocks
- ◆ International Small Cap Value Stocks

DIVERSIFICATION THROUGH TIME (STARTING IN 1995)

Returns (GM)

January 1995 - December 2009

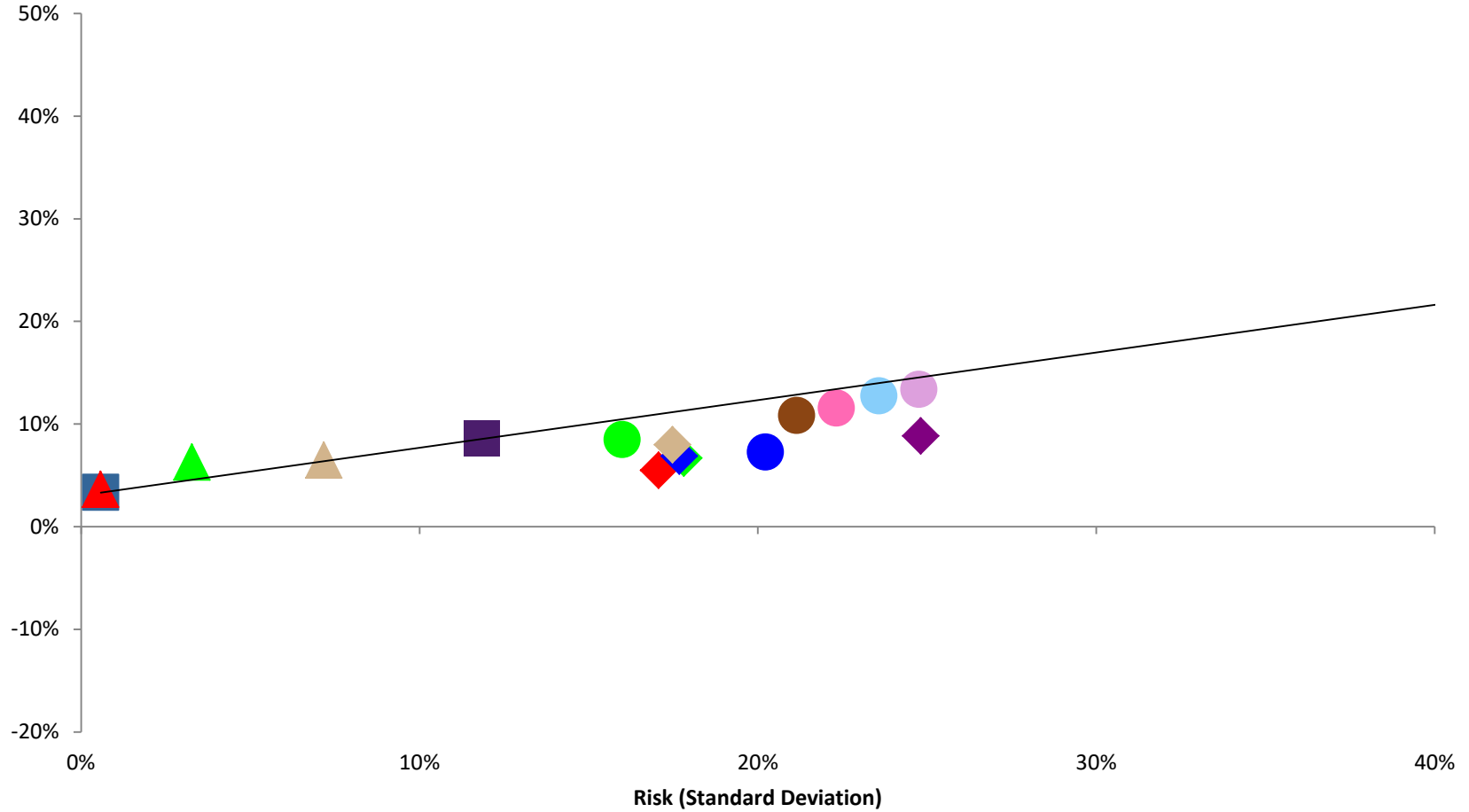


- Risk Free Rate
- US Large Cap Value Stocks
- US Micro-Cap Stocks
- ◆ International Large Cap Value Stocks
- ◆ International Emerging Markets Stocks
- ▲ Global Government Bonds
- 70% Equity / 30% Fixed Income
- US Large Cap Stocks
- US Small Cap Stocks
- US Securitized Real Estate
- ◆ International Small Cap Stocks
- ▲ US Short-term Government Treasury Bills
- US Small Cap Value Stocks
- ◆ International Large Cap Stocks
- ◆ International Small Cap Value Stocks
- ▲ US Intermediate-term Gov't & Corp. Bonds

DIVERSIFICATION THROUGH TIME (STARTING IN 1995)

Returns (GM)

January 1995 - December 2010

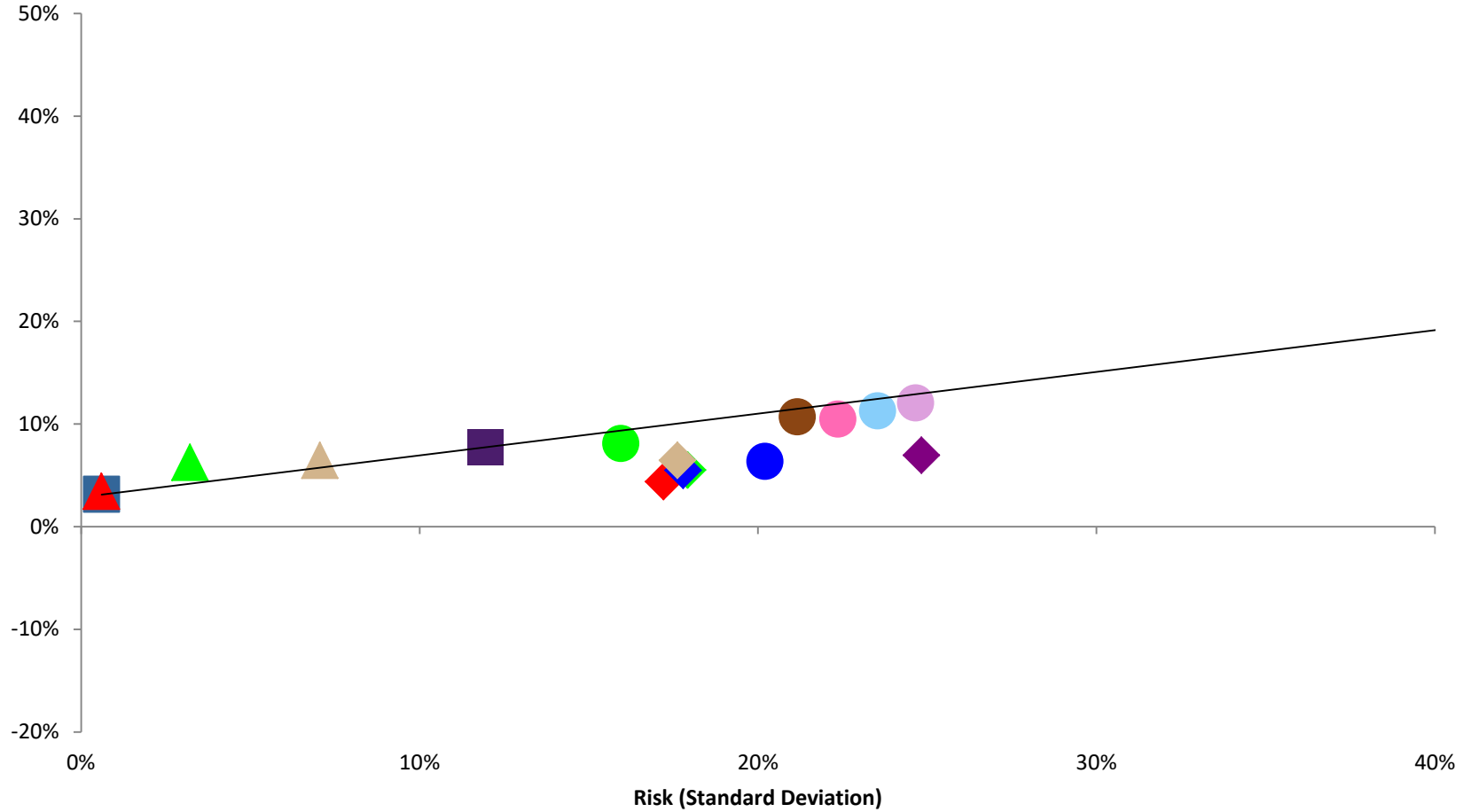


- Risk Free Rate
- US Large Cap Value Stocks
- US Large Cap Stocks
- US Small Cap Value Stocks
- US Small Cap Stocks
- US Securitized Real Estate
- US Short-term Government Treasury Bills
- US Intermediate-term Gov't & Corp. Bonds
- ◆ International Large Cap Value Stocks
- ◆ International Large Cap Stocks
- ◆ International Small Cap Stocks
- ◆ International Small Cap Value Stocks
- ◆ International Emerging Markets Stocks
- ▲ Global Government Bonds

DIVERSIFICATION THROUGH TIME (STARTING IN 1995)

Returns (GM)

January 1995 - December 2011

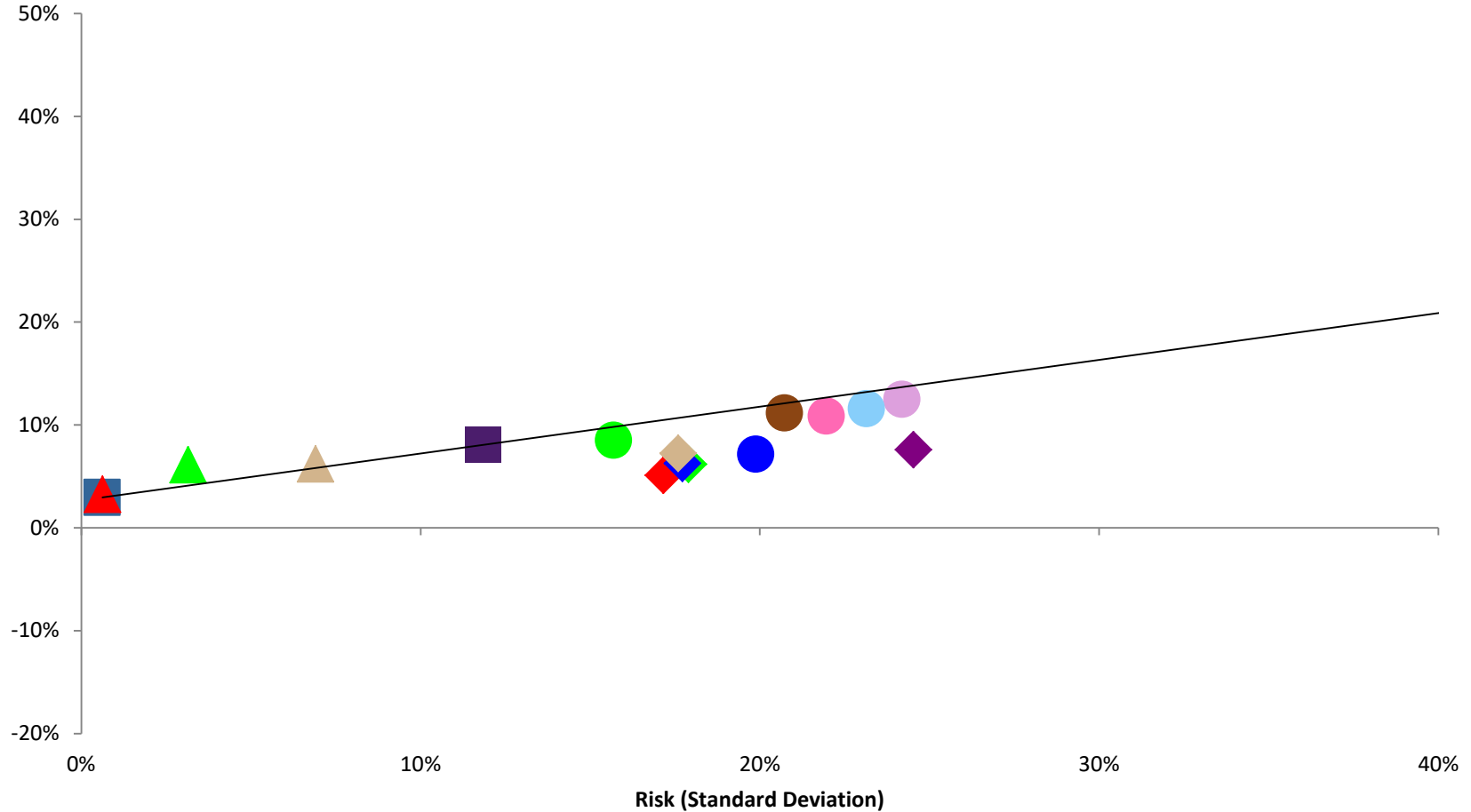


- Risk Free Rate
- US Large Cap Value Stocks
- US Large Cap Stocks
- US Small Cap Value Stocks
- US Small Cap Stocks
- US Securitized Real Estate
- ◆ International Large Cap Value Stocks
- ◆ International Large Cap Stocks
- ◆ International Small Cap Value Stocks
- ◆ International Small Cap Stocks
- ◆ International Emerging Markets Stocks
- ▲ US Short-term Government Treasury Bills
- ▲ US Intermediate-term Gov't & Corp. Bonds
- ▲ Global Government Bonds

DIVERSIFICATION THROUGH TIME (STARTING IN 1995)

Returns (GM)

January 1995 - December 2012



■ Risk Free Rate

● US Large Cap Value Stocks

● US Micro-Cap Stocks

◆ International Large Cap Value Stocks

◆ International Emerging Markets Stocks

▲ Global Government Bonds

■ 70% Equity / 30% Fixed Income

● US Small Cap Stocks

● US Securitized Real Estate

◆ International Small Cap Stocks

▲ US Short-term Government Treasury Bills

● US Large Cap Stocks

● US Small Cap Value Stocks

◆ International Large Cap Stocks

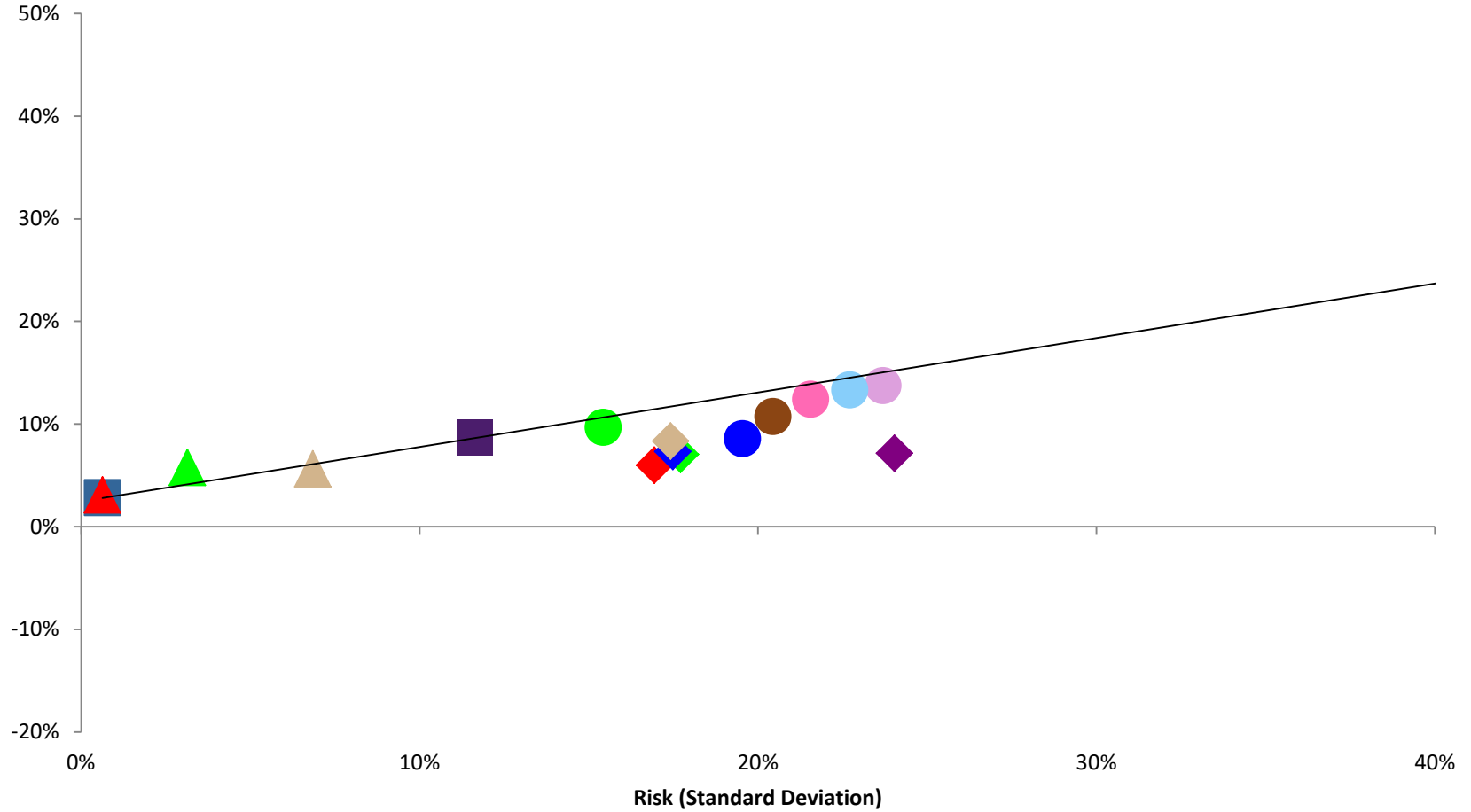
◆ International Small Cap Value Stocks

▲ US Intermediate-term Gov't & Corp. Bonds

DIVERSIFICATION THROUGH TIME (STARTING IN 1995)

Returns (GM)

January 1995 - December 2013

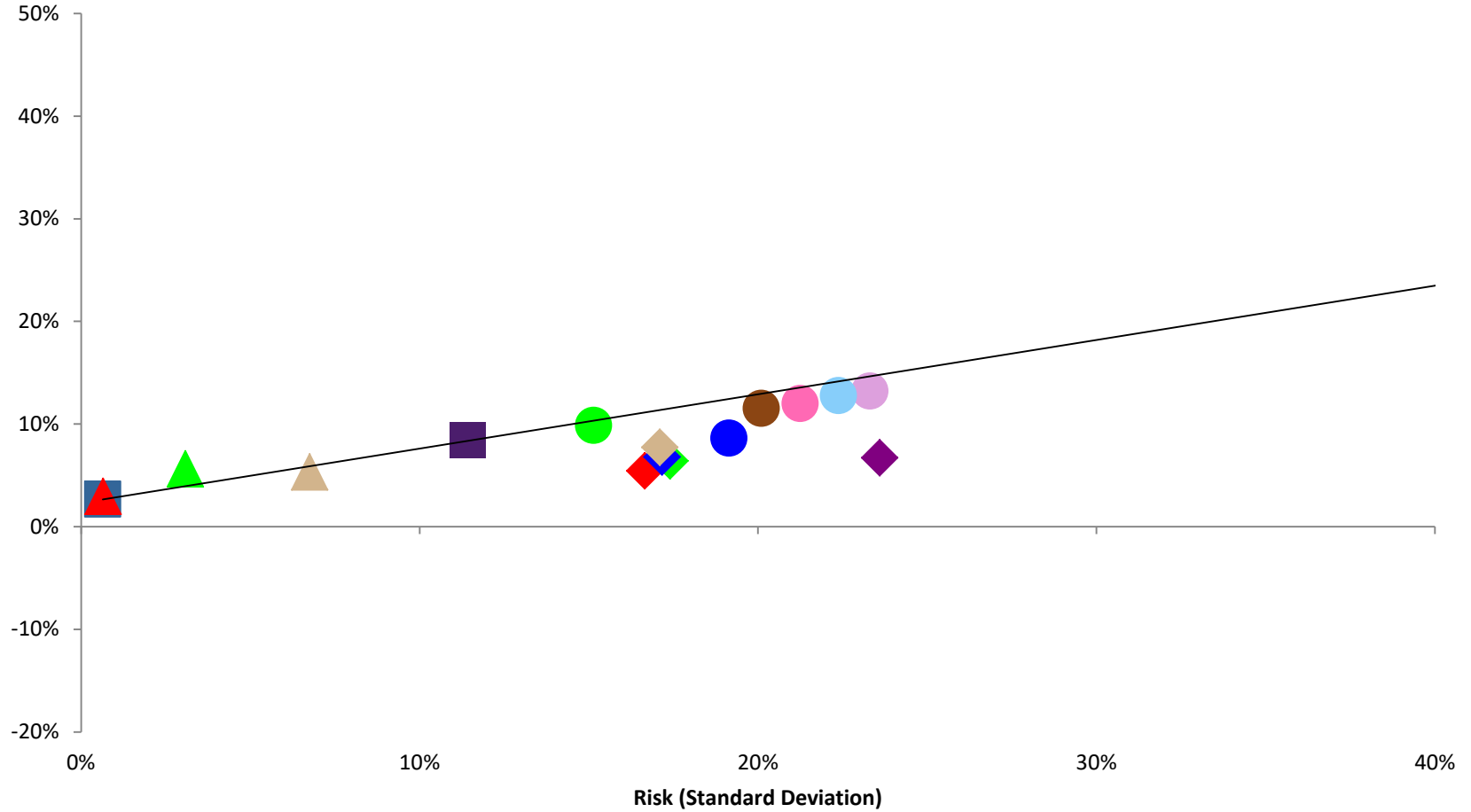


- Risk Free Rate
- US Large Cap Value Stocks
- US Micro-Cap Stocks
- ◆ International Large Cap Value Stocks
- ◆ International Emerging Markets Stocks
- ▲ Global Government Bonds
- 70% Equity / 30% Fixed Income
- US Small Cap Stocks
- US Securitized Real Estate
- ◆ International Small Cap Stocks
- ▲ US Short-term Government Treasury Bills
- US Large Cap Stocks
- US Small Cap Value Stocks
- ◆ International Large Cap Stocks
- ◆ International Small Cap Value Stocks
- ▲ US Intermediate-term Gov't & Corp. Bonds

DIVERSIFICATION THROUGH TIME (STARTING IN 1995)

Returns (GM)

January 1995 - December 2014

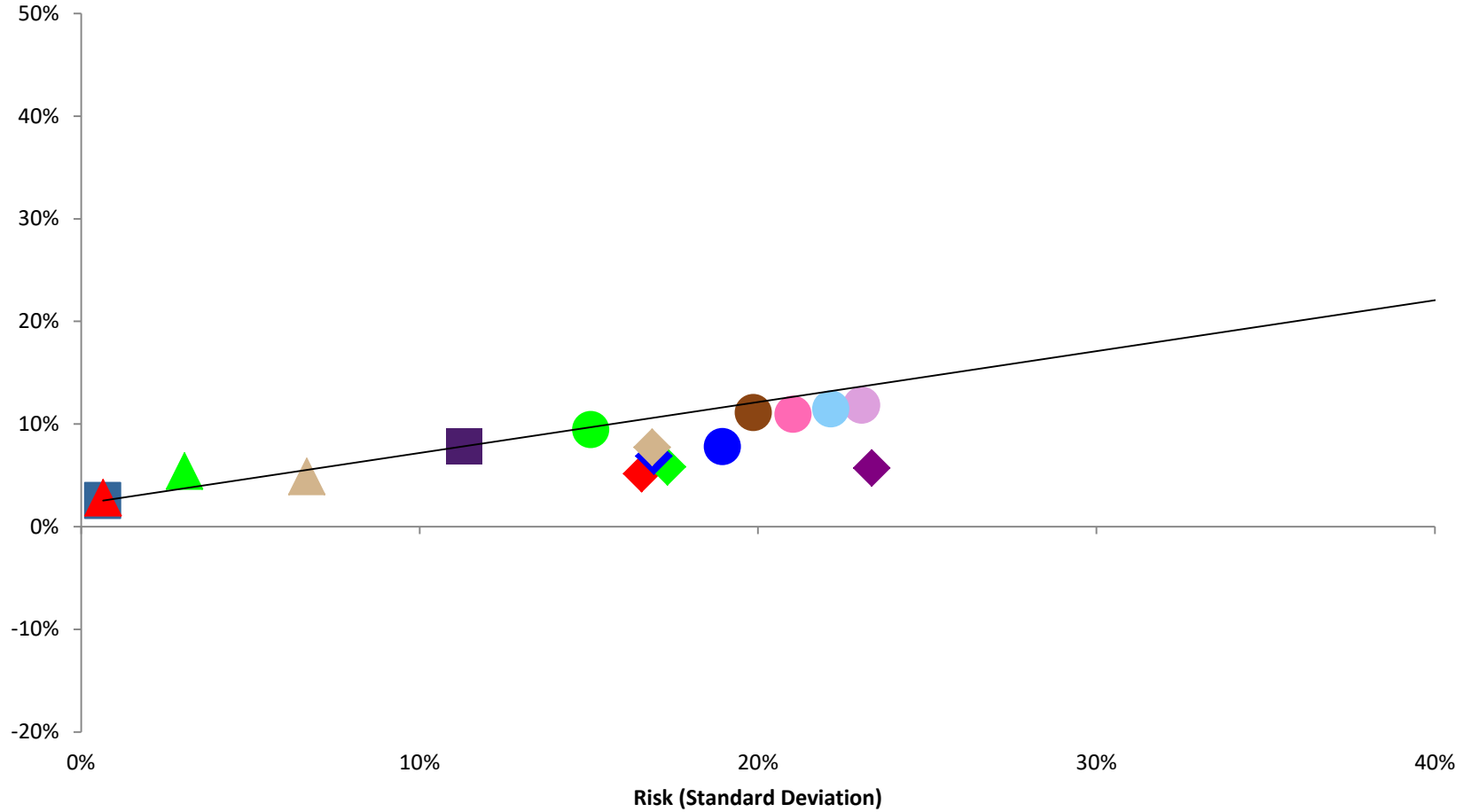


- Risk Free Rate
- US Large Cap Value Stocks
- US Large Cap Stocks
- US Small Cap Value Stocks
- US Small Cap Stocks
- US Securitized Real Estate
- ◆ International Large Cap Value Stocks
- ◆ International Large Cap Stocks
- ◆ International Small Cap Value Stocks
- ◆ International Small Cap Stocks
- ◆ International Emerging Markets Stocks
- ▲ US Short-term Government Treasury Bills
- ▲ US Intermediate-term Gov't & Corp. Bonds
- ▲ Global Government Bonds

DIVERSIFICATION THROUGH TIME (STARTING IN 1995)

Returns (GM)

January 1995 - December 2015

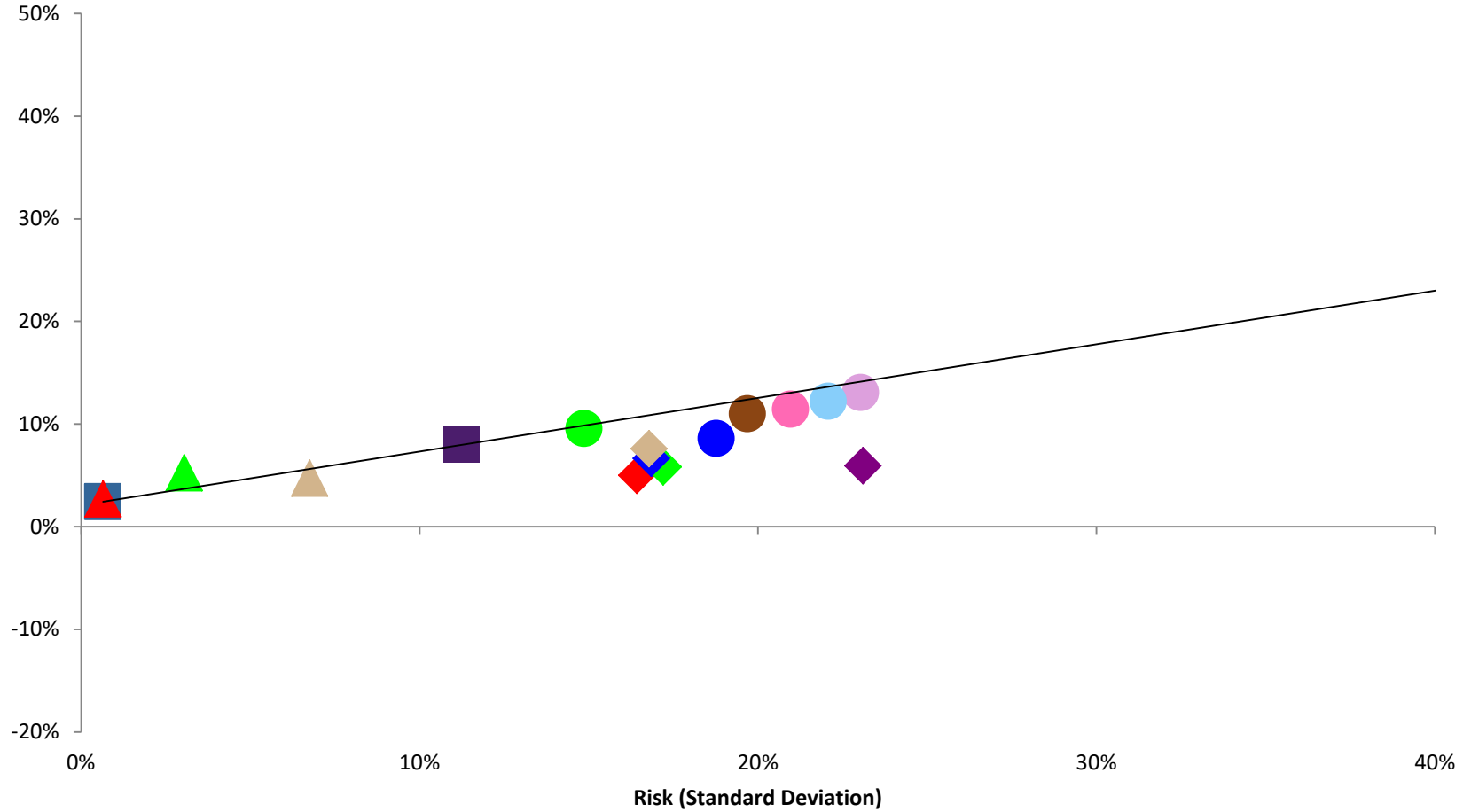


- Risk Free Rate
- US Large Cap Value Stocks
- US Micro-Cap Stocks
- ◆ International Large Cap Value Stocks
- ◆ International Emerging Markets Stocks
- ▲ Global Government Bonds
- 70% Equity / 30% Fixed Income
- US Large Cap Stocks
- US Small Cap Stocks
- US Securitized Real Estate
- ◆ International Small Cap Stocks
- ◆ International Small Cap Value Stocks
- ▲ US Short-term Government Treasury Bills
- ▲ US Intermediate-term Gov't & Corp. Bonds

DIVERSIFICATION THROUGH TIME (STARTING IN 1995)

Returns (GM)

January 1995 - December 2016

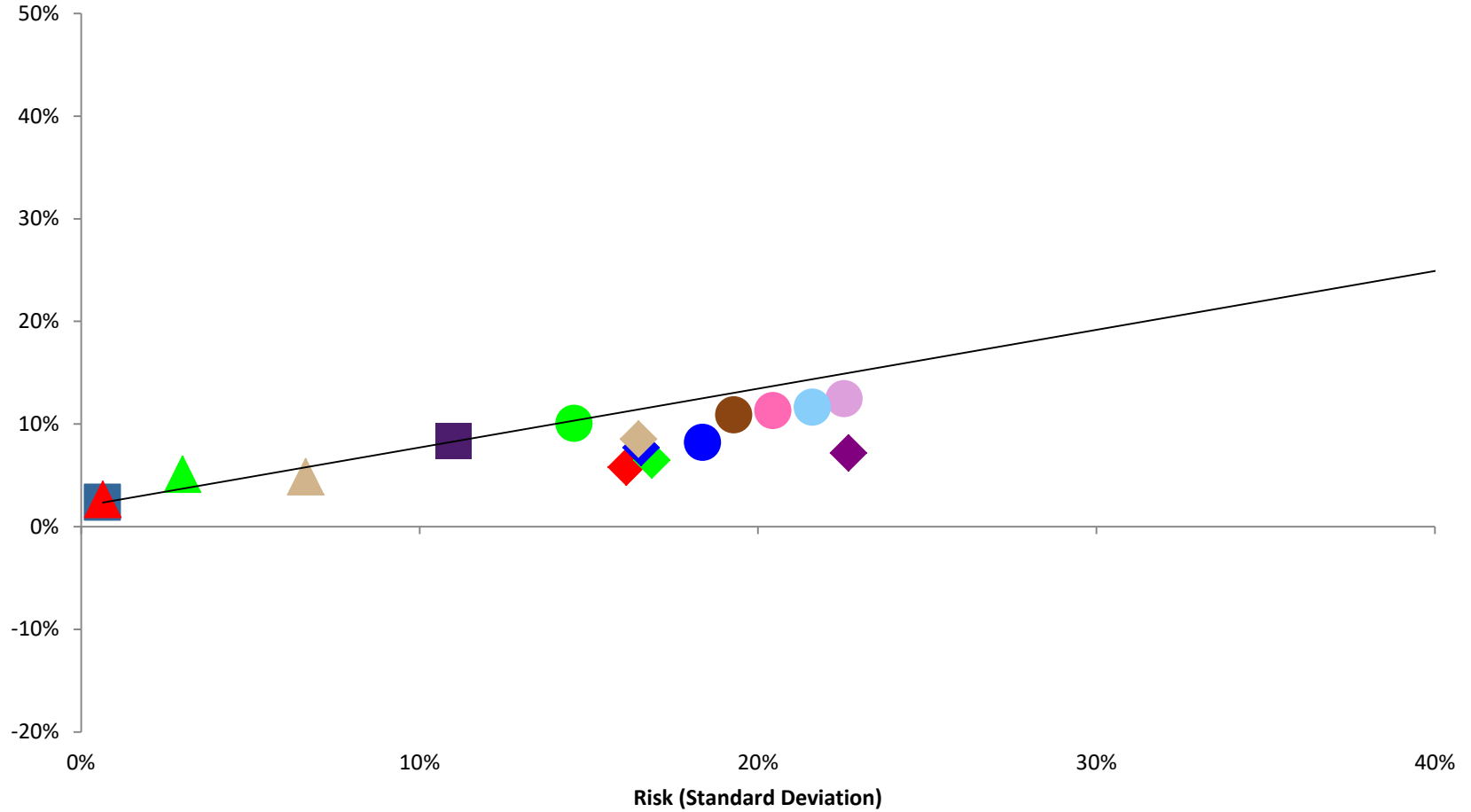


- Risk Free Rate
- US Large Cap Value Stocks
- US Micro-Cap Stocks
- ◆ International Large Cap Value Stocks
- ◆ International Emerging Markets Stocks
- ▲ Global Government Bonds
- 70% Equity / 30% Fixed Income
- US Large Cap Stocks
- US Small Cap Stocks
- US Securitized Real Estate
- ◆ International Small Cap Stocks
- ◆ International Small Cap Value Stocks
- ▲ US Short-term Government Treasury Bills
- ▲ US Intermediate-term Gov't & Corp. Bonds

DIVERSIFICATION THROUGH TIME (STARTING IN 1995)

Returns (GM)

January 1995 - December 2017

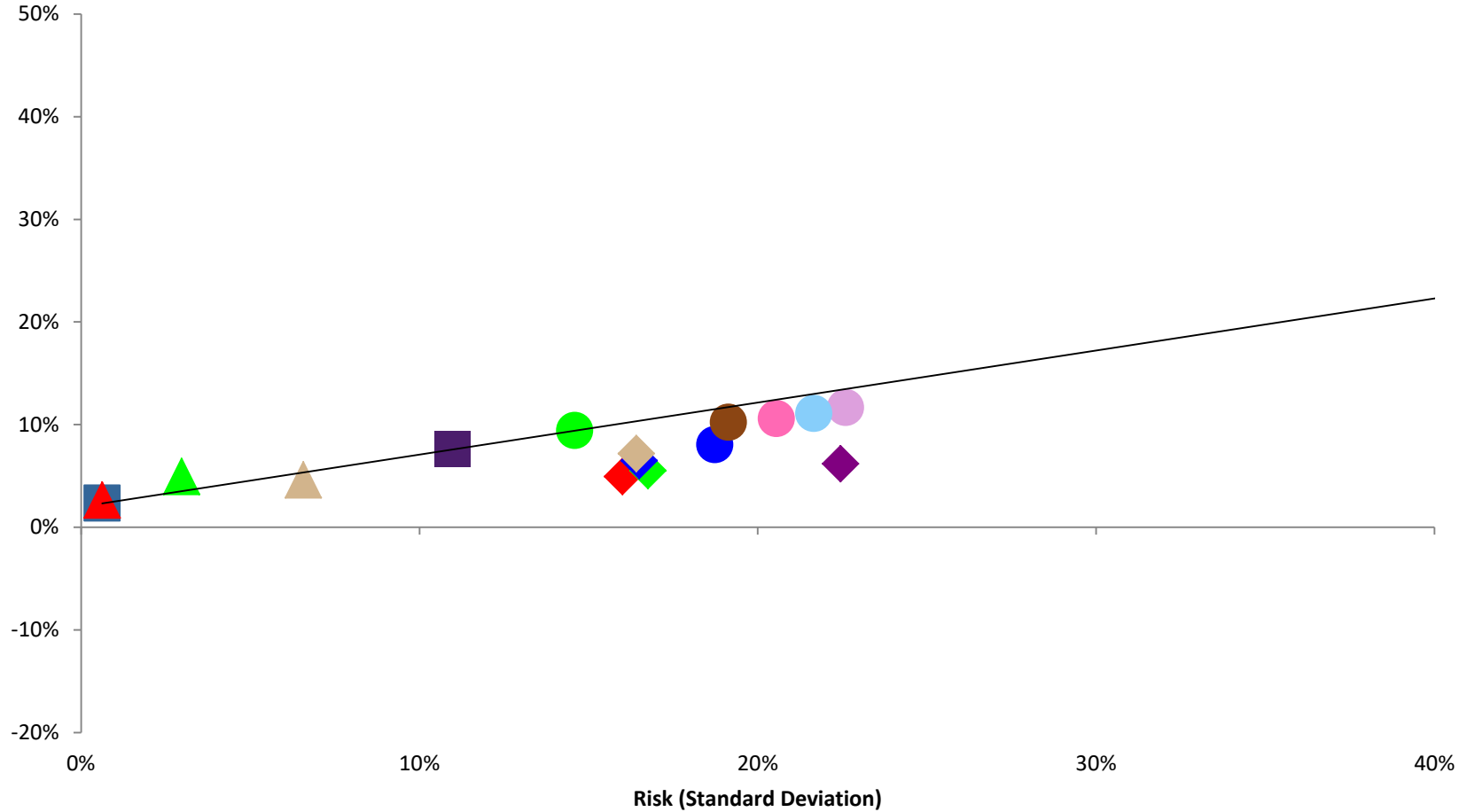


- Risk Free Rate
- US Large Cap Value Stocks
- US Large Cap Stocks
- US Small Cap Value Stocks
- US Small Cap Stocks
- US Securitized Real Estate
- ◆ International Large Cap Value Stocks
- ◆ International Large Cap Stocks
- ◆ International Small Cap Value Stocks
- ◆ International Small Cap Stocks
- ◆ International Emerging Markets Stocks
- ▲ US Short-term Government Treasury Bills
- ▲ US Intermediate-term Gov't & Corp. Bonds
- ▲ Global Government Bonds

DIVERSIFICATION THROUGH TIME (STARTING IN 1995)

Returns (GM)

January 1995 - December 2018

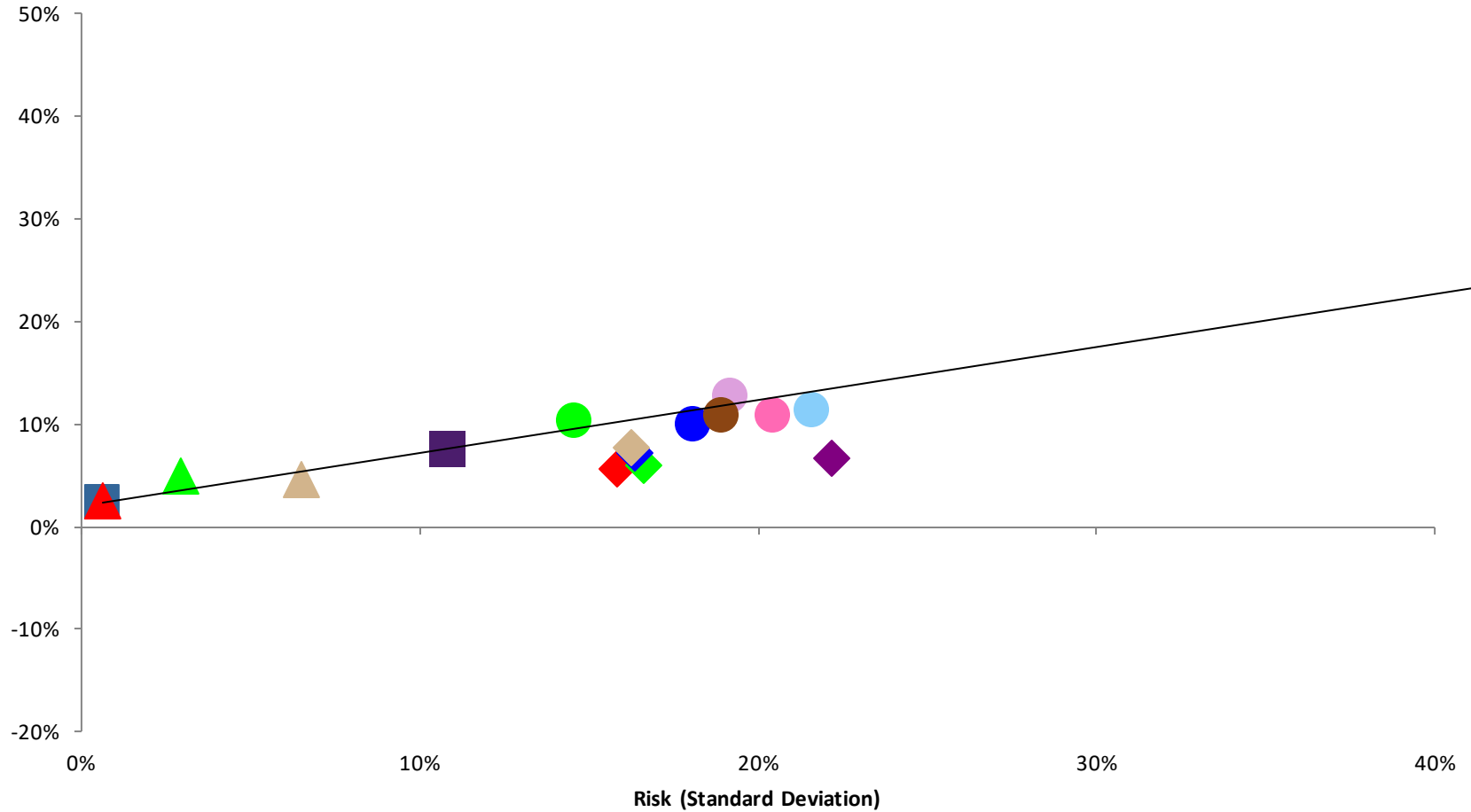


- Risk Free Rate
- US Large Cap Value Stocks
- US Large Cap Stocks
- US Small Cap Value Stocks
- US Small Cap Stocks
- US Securitized Real Estate
- ◆ International Large Cap Value Stocks
- ◆ International Small Cap Stocks
- ◆ International Emerging Markets Stocks
- ◆ International Large Cap Stocks
- ◆ International Small Cap Value Stocks
- ▲ US Short-term Government Treasury Bills
- ▲ US Intermediate-term Gov't & Corp. Bonds
- ▲ Global Government Bonds

DIVERSIFICATION THROUGH TIME (STARTING IN 1995)

Returns (GM)

January 1995 - December 2019

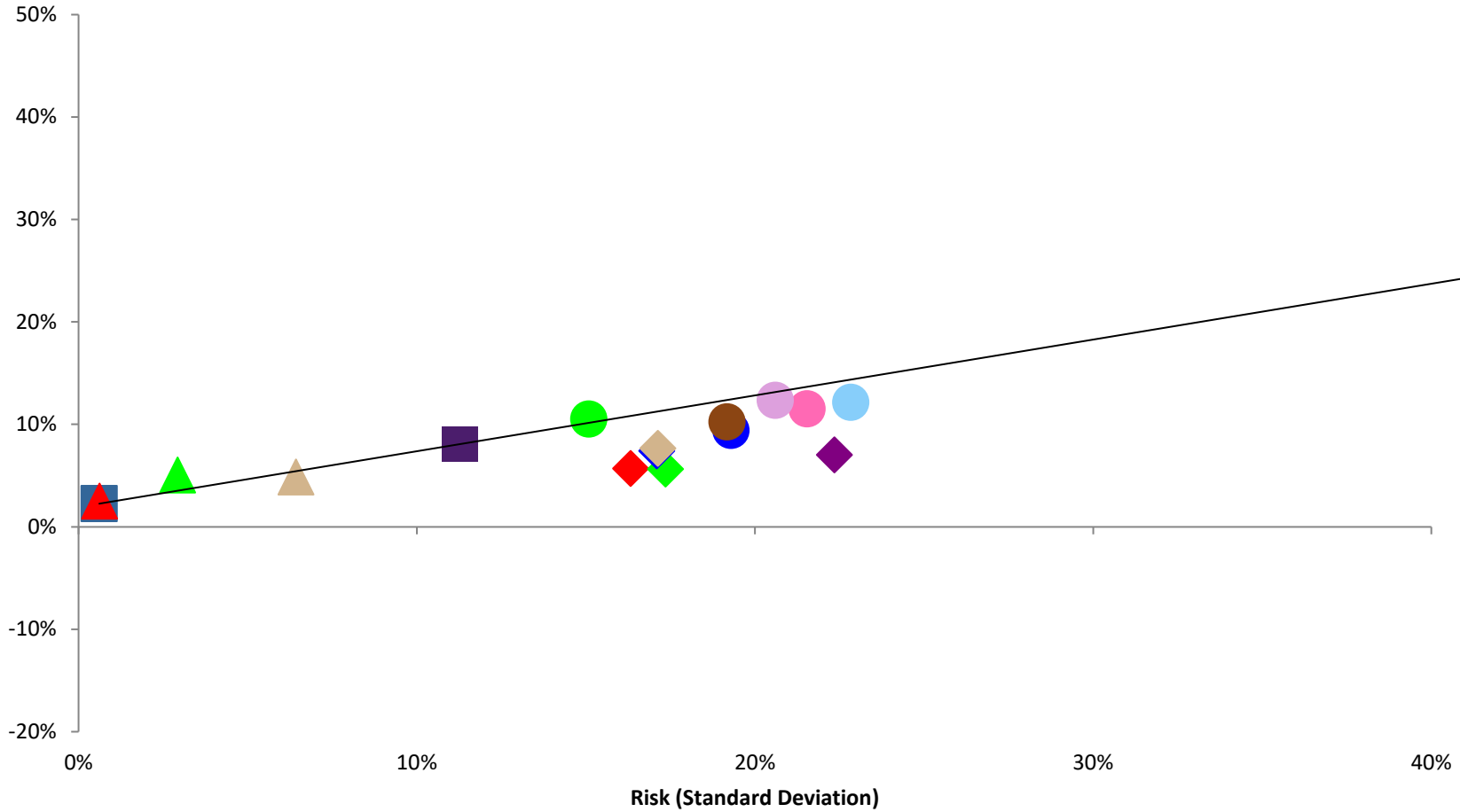


- Risk Free Rate
- US Large Cap Value Stocks
- US Small Cap Value Stocks
- US Micro-Cap Stocks
- US Large Cap Stocks
- US Small Cap Stocks
- US Securitized Real Estate
- ◆ International Large Cap Stocks
- ◆ International Small Cap Stocks
- ◆ International Small Cap Value Stocks
- ◆ International Emerging Markets Stocks
- ◆ 70% Equity / 30% Fixed Income
- ▲ US Short-term Government Treasury Bills
- ▲ US Intermediate-term Gov't & Corp. Bonds
- ▲ Global Government Bonds

DIVERSIFICATION THROUGH TIME (STARTING IN 1995)

Returns (GM)

January 1995 - December 2020



- Risk Free Rate
- US Large Cap Value Stocks
- US Micro-Cap Stocks
- ◆ International Large Cap Value Stocks
- ◆ International Emerging Markets Stocks
- ▲ Global Government Bonds
- 70% Equity / 30% Fixed Income
- US Small Cap Stocks
- US Securitized Real Estate
- ◆ International Small Cap Stocks
- ▲ US Short-term Government Treasury Bills
- US Large Cap Stocks
- US Small Cap Value Stocks
- ◆ International Large Cap Stocks
- ◆ International Small Cap Value Stocks
- ▲ US Intermediate-term Gov't & Corp. Bonds

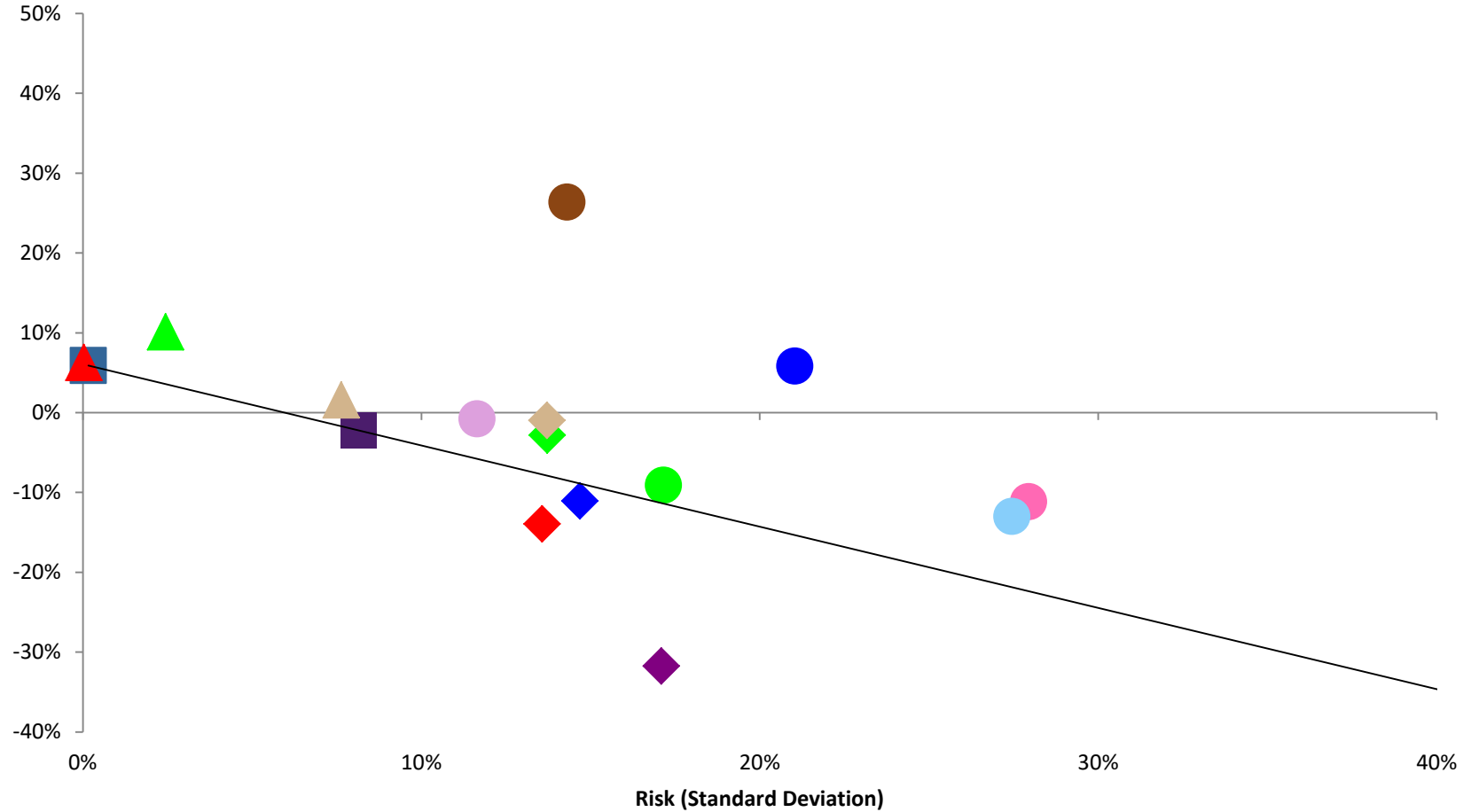
The following graphs reveal the interaction of three key dimensions: return, risk, and time. It plots a 70-30 Model Portfolio performance in risk/return space starting on January 1, 2000. The 70-30 Model Portfolio is comprised of 70% equity indices and 30% fixed income indices. Please view the appendix on the final page for a complete breakdown of the indices that make-up the 70-30 Model Portfolio. The horizontal axis [risk] measures the standard deviation of returns, the vertical axis [geometric return] measures the compound annual return for the period under consideration.

A solid black line connects the point of zero risk (the risk-free rate of a T-Bill) with the Portfolio. The steeper the positive slope of the line, the better the reward to risk tradeoff (Reward to Risk Ratio) for the Portfolio. During the period under evaluation, asset classes plotting above the line had better risk-adjusted returns, while assets plotting below the line had worse.

DIVERSIFICATION THROUGH TIME (STARTING IN 2000)

Returns (GM)

January 2000 - December 2000

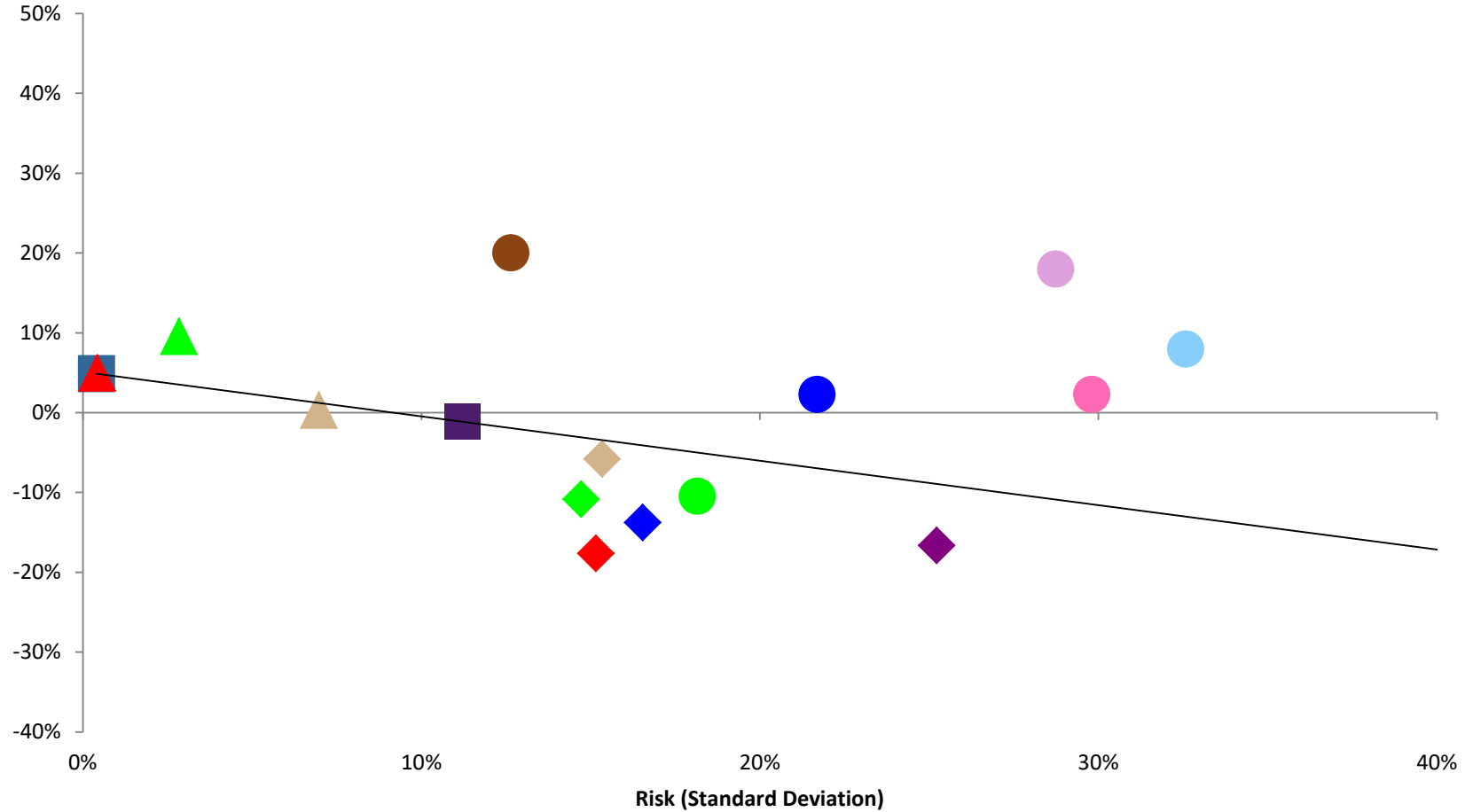


- Risk Free Rate
- US Large Cap Value Stocks
- US Large Cap Stocks
- US Small Cap Value Stocks
- US Small Cap Stocks
- US Securitized Real Estate
- ◆ International Large Cap Stocks
- ◆ International Small Cap Stocks
- ◆ International Small Cap Value Stocks
- ◆ International Emerging Markets Stocks
- ◆ 70% Equity / 30% Fixed Income
- ▲ US Short-term Government Treasury Bills
- ▲ US Intermediate-term Gov't & Corp. Bonds
- ▲ Global Government Bonds

DIVERSIFICATION THROUGH TIME (STARTING IN 2000)

Returns (GM)

January 2000 - December 2001

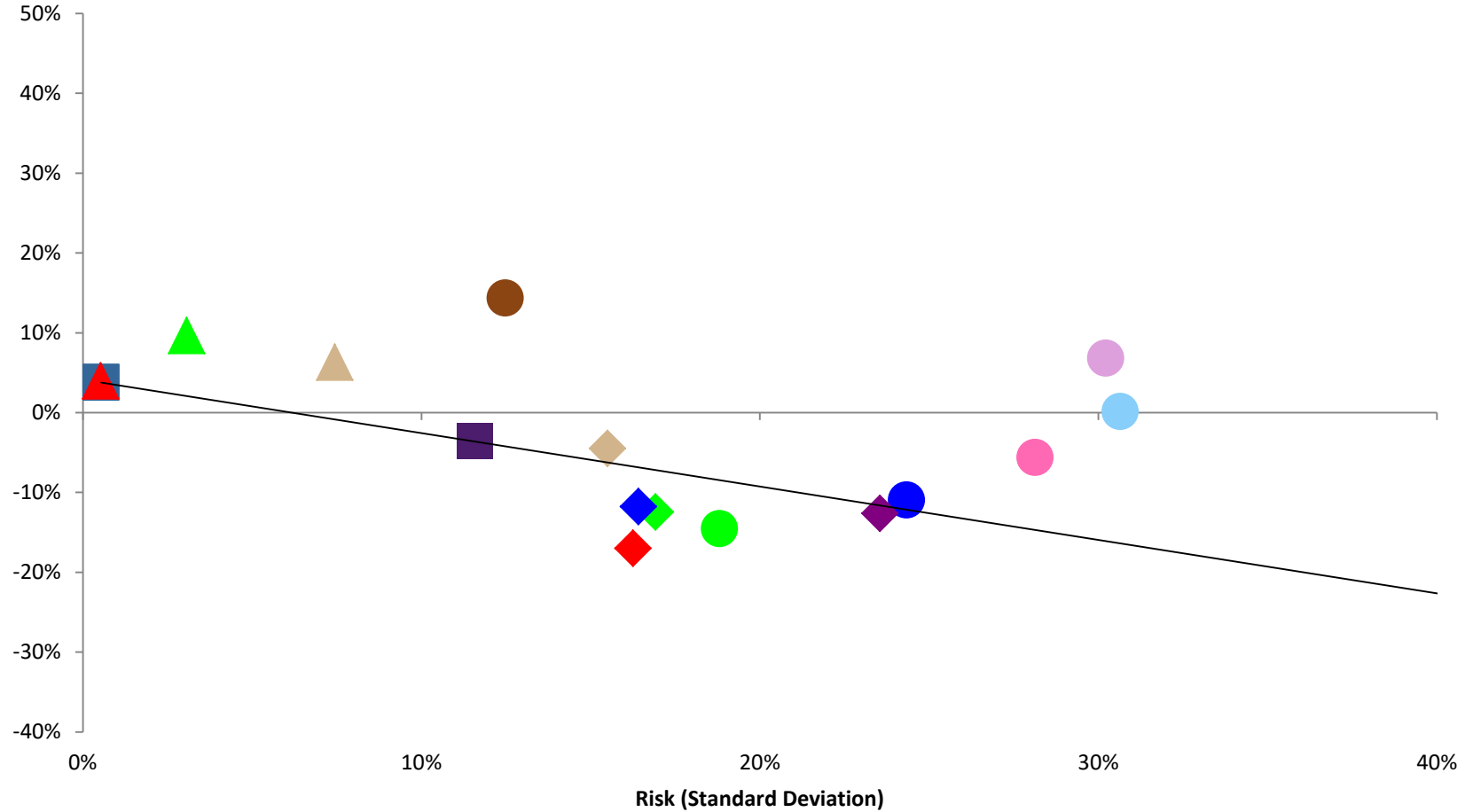


- Risk Free Rate
- US Large Cap Value Stocks
- US Micro-Cap Stocks
- ◆ International Large Cap Value Stocks
- ◆ International Emerging Markets Stocks
- ▲ Global Government Bonds
- 70% Equity / 30% Fixed Income
- US Small Cap Stocks
- US Small Cap Value Stocks
- ◆ International Small Cap Stocks
- ◆ International Small Cap Value Stocks
- ▲ US Short-term Government Treasury Bills
- US Large Cap Stocks
- US Intermediate-term Gov't & Corp. Bonds

DIVERSIFICATION THROUGH TIME (STARTING IN 2000)

Returns (GM)

January 2000 - December 2002

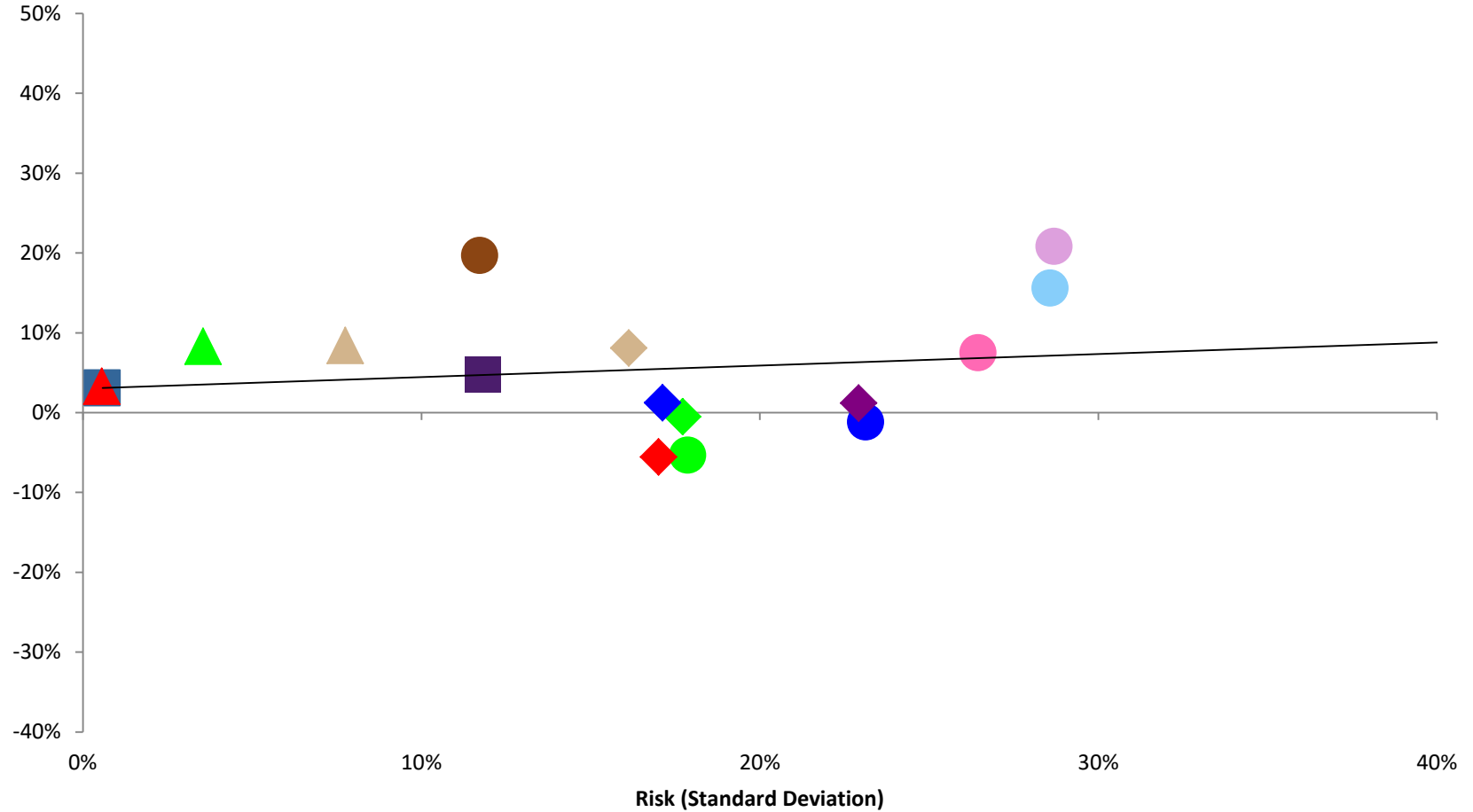


- Risk Free Rate
- US Large Cap Value Stocks
- US Micro-Cap Stocks
- ◆ International Large Cap Value Stocks
- ◆ International Emerging Markets Stocks
- ▲ Global Government Bonds
- 70% Equity / 30% Fixed Income
- US Small Cap Stocks
- US Small Cap Value Stocks
- US Securitized Real Estate
- ◆ International Small Cap Stocks
- ◆ International Small Cap Value Stocks
- ▲ US Short-term Government Treasury Bills
- ▲ US Intermediate-term Gov't & Corp. Bonds

DIVERSIFICATION THROUGH TIME (STARTING IN 2000)

Returns (GM)

January 2000 - December 2003

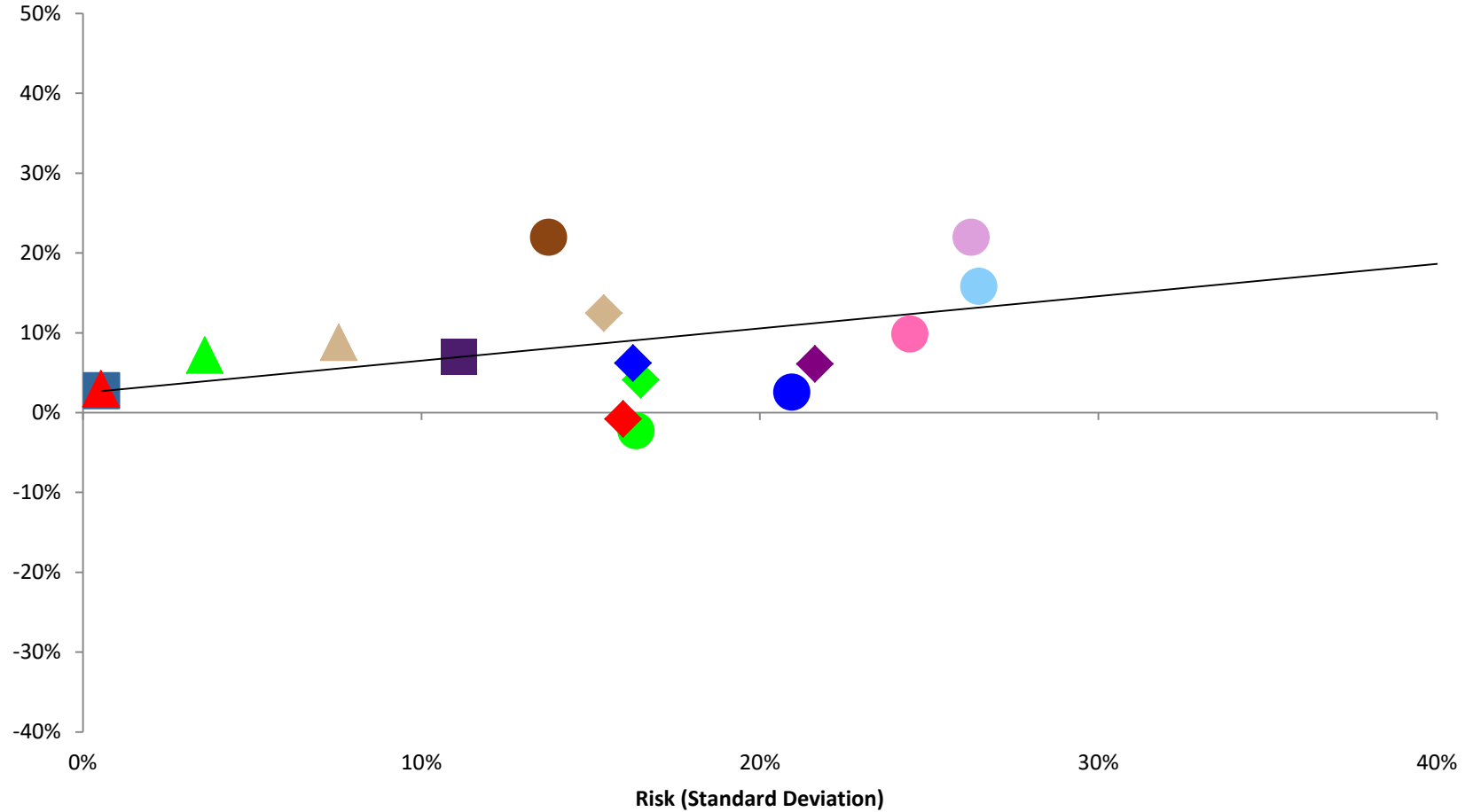


- Risk Free Rate
- US Large Cap Value Stocks
- US Micro-Cap Stocks
- ◆ International Large Cap Value Stocks
- ◆ International Emerging Markets Stocks
- ▲ Global Government Bonds
- 70% Equity / 30% Fixed Income
- US Small Cap Stocks
- US Small Cap Value Stocks
- ◆ International Large Cap Stocks
- ◆ International Small Cap Stocks
- ◆ International Small Cap Value Stocks
- US Securitized Real Estate
- ▲ US Short-term Government Treasury Bills
- ▲ US Intermediate-term Gov't & Corp. Bonds

DIVERSIFICATION THROUGH TIME (STARTING IN 2000)

Returns (GM)

January 2000 - December 2004

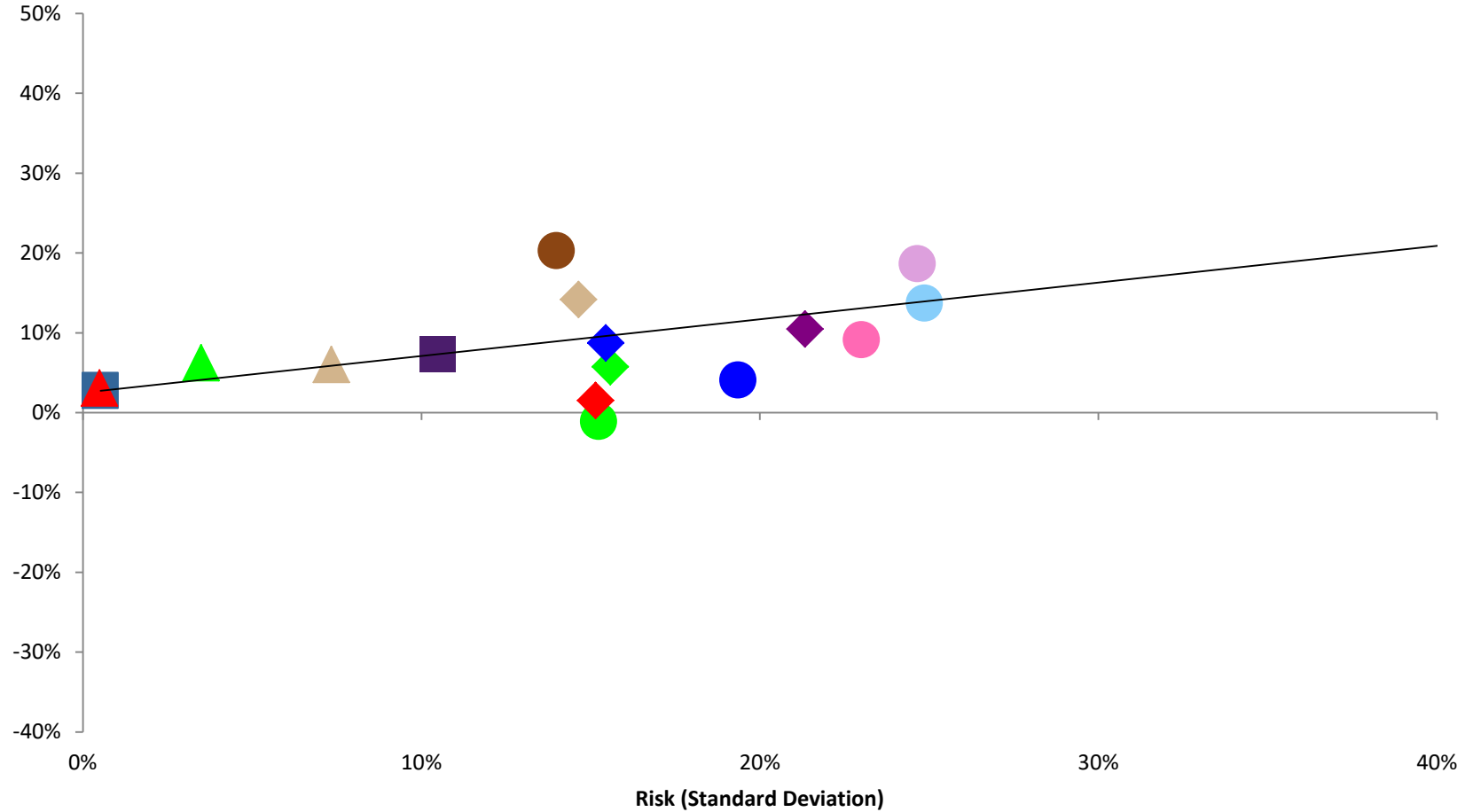


- Risk Free Rate
- US Large Cap Value Stocks
- US Large Cap Stocks
- US Small Cap Value Stocks
- US Small Cap Stocks
- US Securitized Real Estate
- ◆ International Large Cap Stocks
- ◆ International Small Cap Stocks
- ◆ International Small Cap Value Stocks
- ◆ International Emerging Markets Stocks
- ◆ US Short-term Government Treasury Bills
- ▲ Global Government Bonds
- ▲ US Intermediate-term Gov't & Corp. Bonds

DIVERSIFICATION THROUGH TIME (STARTING IN 2000)

Returns (GM)

January 2000 - December 2005

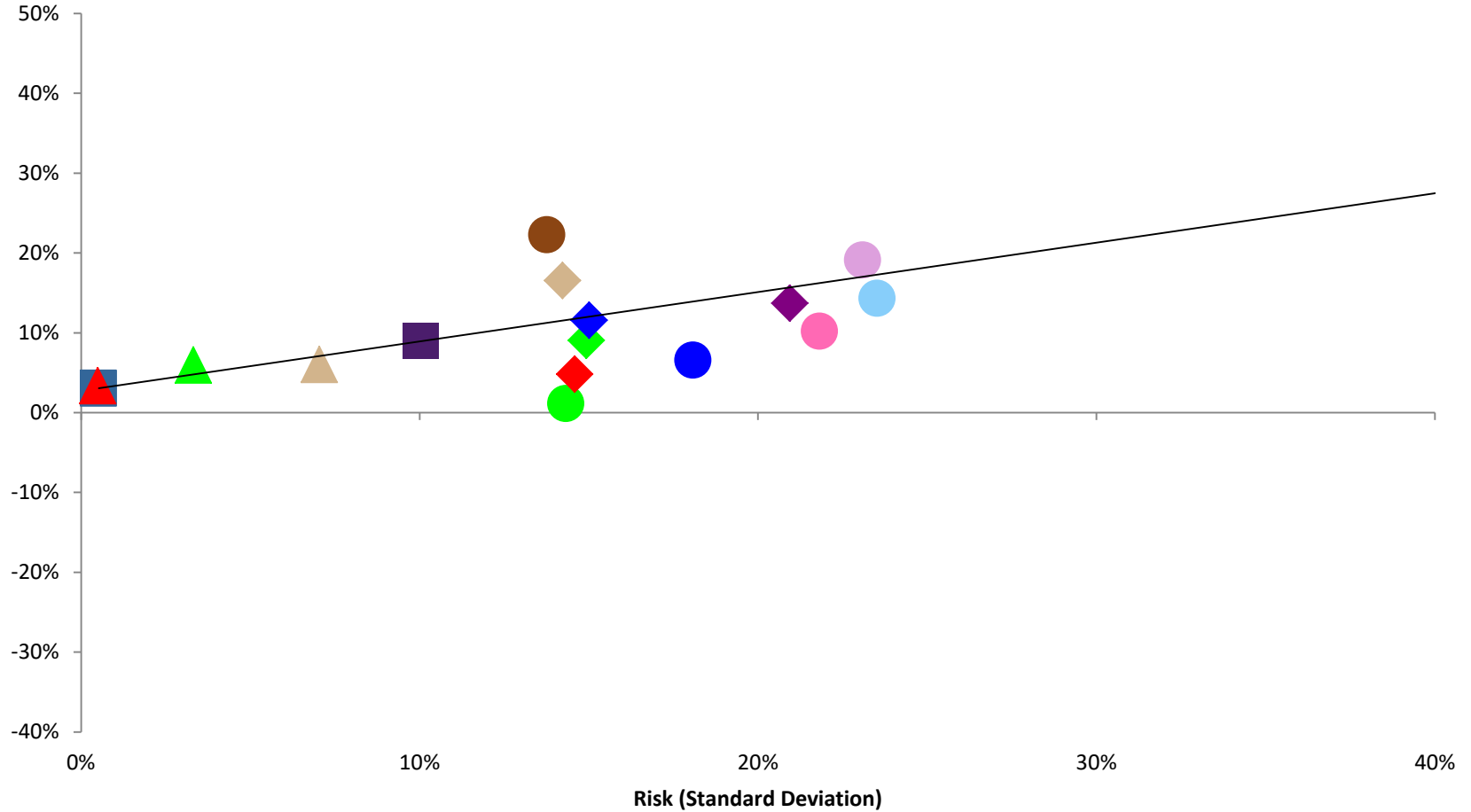


- Risk Free Rate
- US Large Cap Value Stocks
- US Micro-Cap Stocks
- ◆ International Large Cap Value Stocks
- ◆ International Emerging Markets Stocks
- ▲ Global Government Bonds
- 70% Equity / 30% Fixed Income
- US Small Cap Stocks
- US Small Cap Value Stocks
- ◆ International Small Cap Stocks
- ◆ International Small Cap Value Stocks
- US Large Cap Stocks
- US Securitized Real Estate
- ◆ International Large Cap Stocks
- ▲ US Short-term Government Treasury Bills
- ▲ US Intermediate-term Gov't & Corp. Bonds

DIVERSIFICATION THROUGH TIME (STARTING IN 2000)

Returns (GM)

January 2000 - December 2006

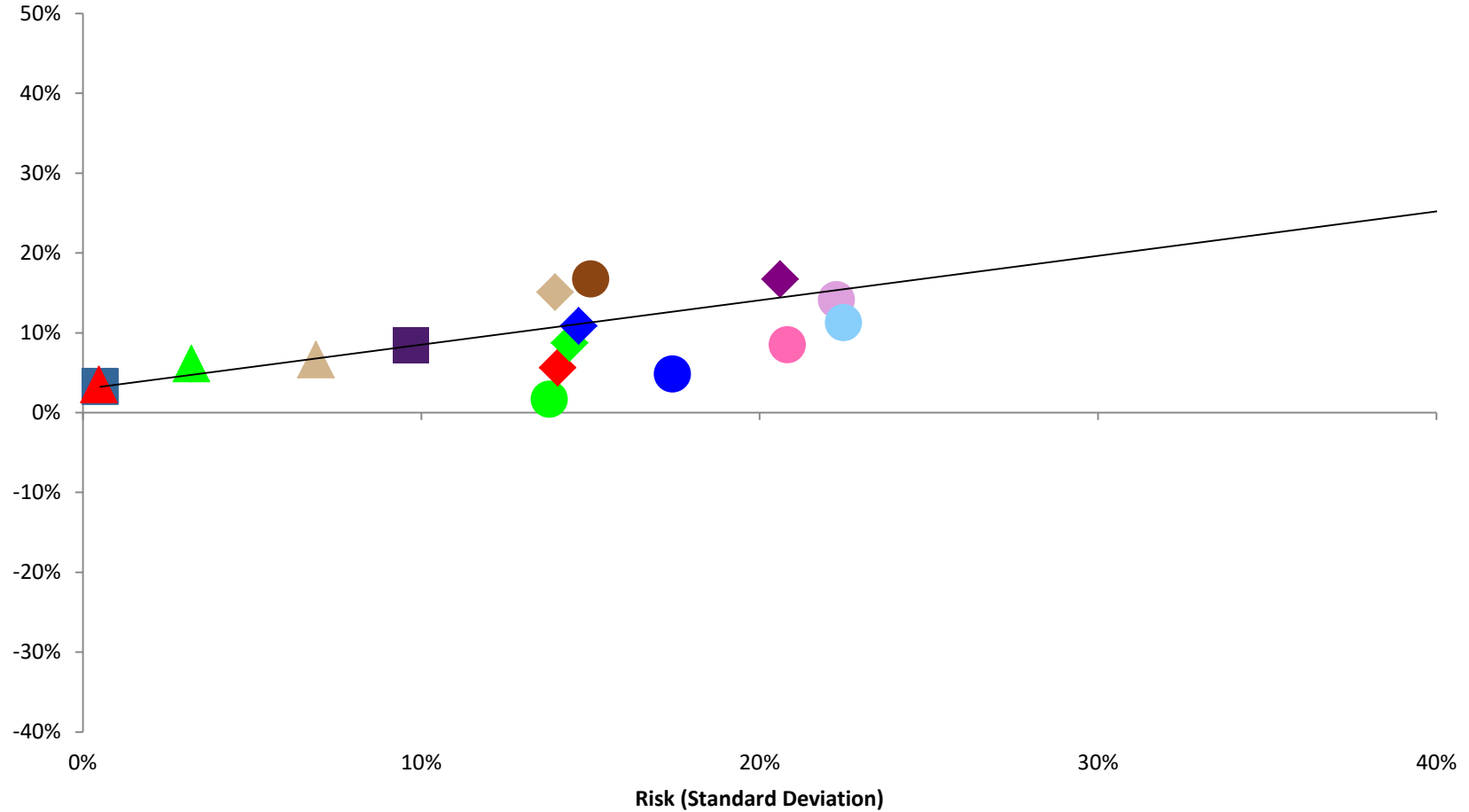


- Risk Free Rate
- US Large Cap Value Stocks
- US Micro-Cap Stocks
- ◆ International Large Cap Value Stocks
- ◆ International Emerging Markets Stocks
- ▲ Global Government Bonds
- 70% Equity / 30% Fixed Income
- US Small Cap Stocks
- US Small Cap Value Stocks
- ◆ International Large Cap Stocks
- ◆ International Small Cap Stocks
- ◆ International Small Cap Value Stocks
- US Large Cap Stocks
- US Short-term Government Treasury Bills
- ▲ US Intermediate-term Gov't & Corp. Bonds

DIVERSIFICATION THROUGH TIME (STARTING IN 2000)

Returns (GM)

January 2000 - December 2007



■ Risk Free Rate

● US Large Cap Value Stocks

● US Micro-Cap Stocks

◆ International Large Cap Value Stocks

◆ International Emerging Markets Stocks

▲ Global Government Bonds

■ 70% Equity / 30% Fixed Income

● US Small Cap Stocks

● US Securitized Real Estate

◆ International Small Cap Stocks

▲ US Short-term Government Treasury Bills

● US Large Cap Stocks

● US Small Cap Value Stocks

◆ International Large Cap Stocks

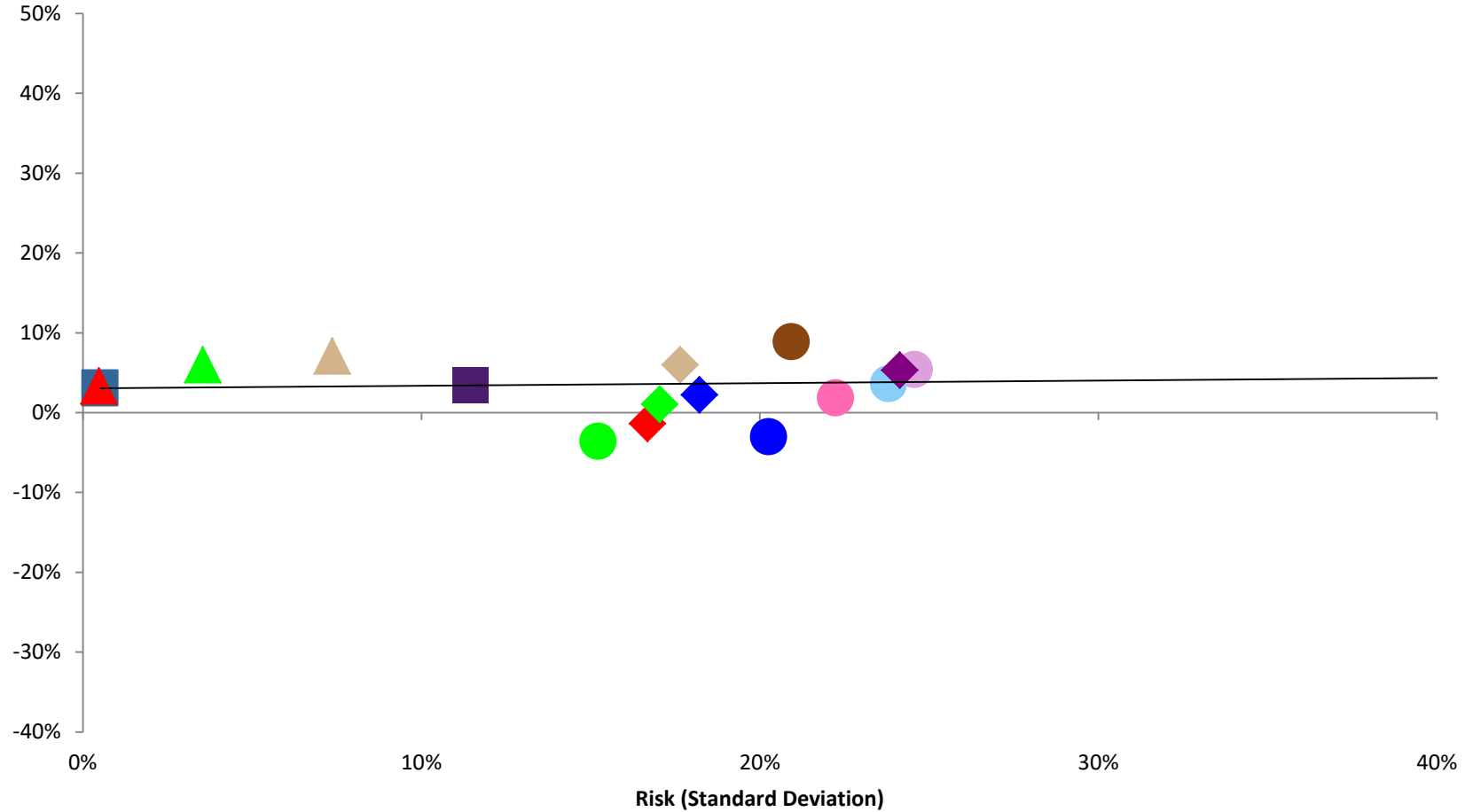
◆ International Small Cap Value Stocks

▲ US Intermediate-term Gov't & Corp. Bonds

DIVERSIFICATION THROUGH TIME (STARTING IN 2000)

Returns (GM)

January 2000 - December 2008

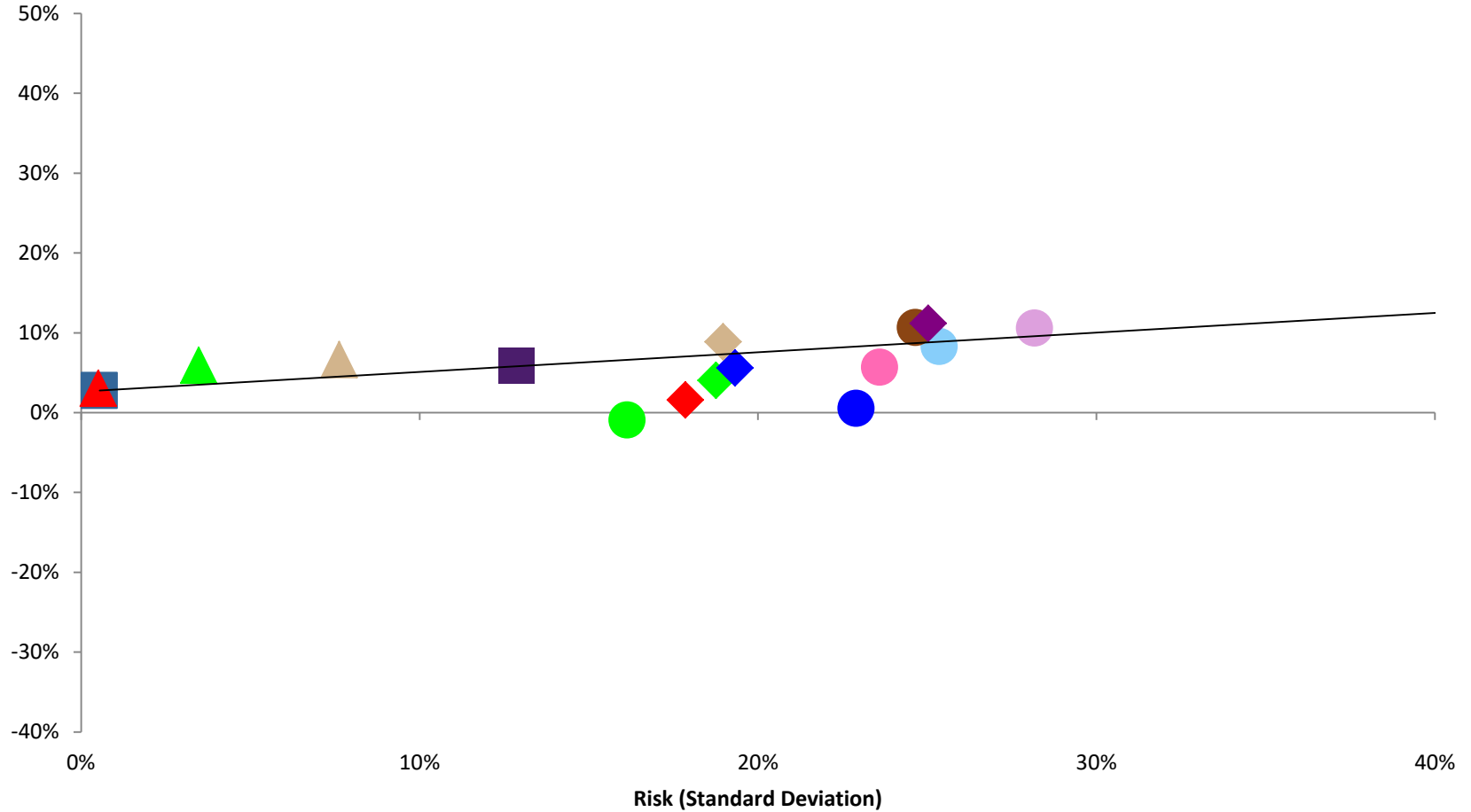


- Risk Free Rate
- US Large Cap Value Stocks
- US Micro-Cap Stocks
- ◆ International Large Cap Value Stocks
- ◆ International Emerging Markets Stocks
- ▲ Global Government Bonds
- 70% Equity / 30% Fixed Income
- US Large Cap Stocks
- US Small Cap Stocks
- US Securitized Real Estate
- ◆ International Large Cap Stocks
- ◆ International Small Cap Stocks
- ◆ International Small Cap Value Stocks
- ▲ US Short-term Government Treasury Bills
- ▲ US Intermediate-term Gov't & Corp. Bonds

DIVERSIFICATION THROUGH TIME (STARTING IN 2000)

Returns (GM)

January 2000 - December 2009

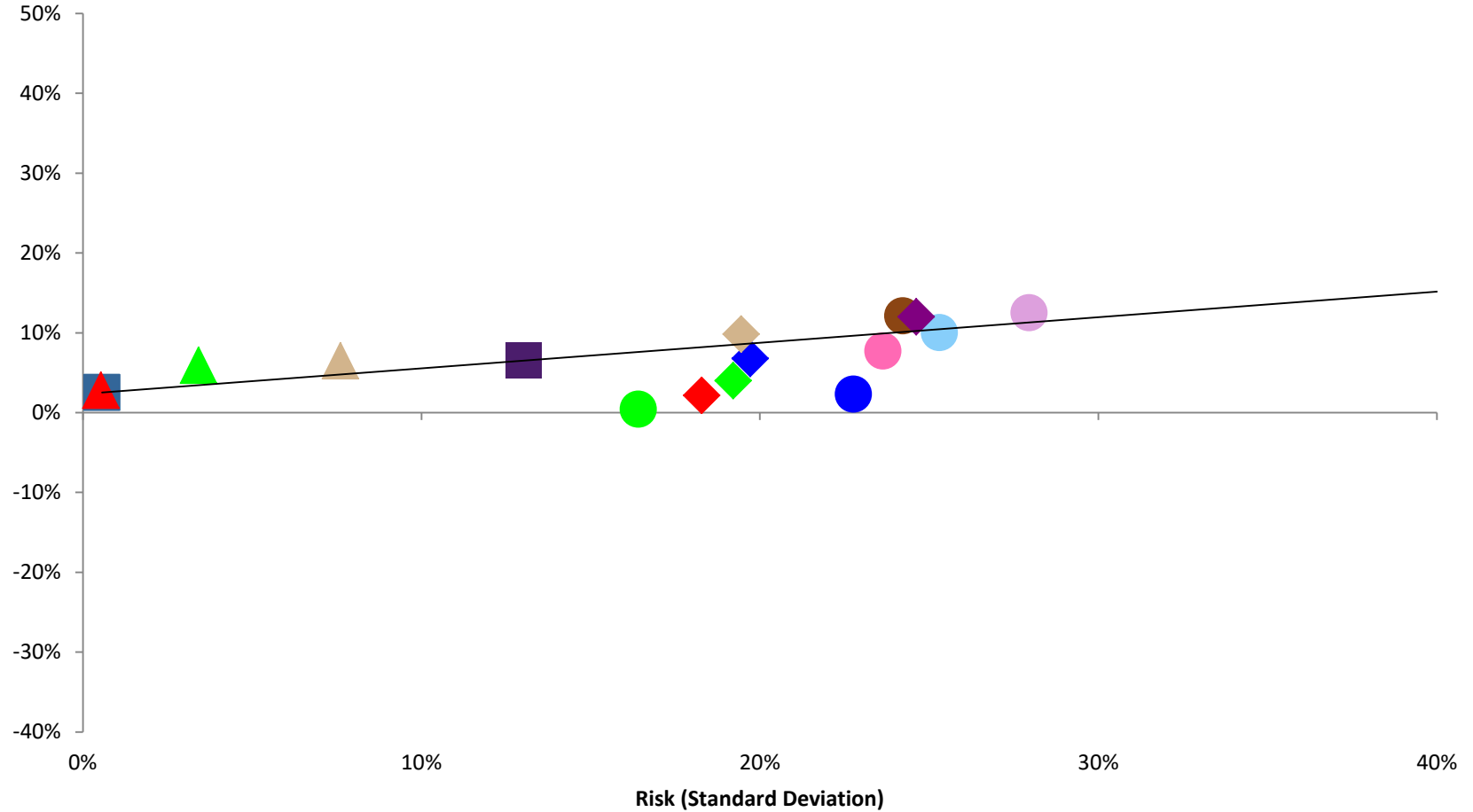


- Risk Free Rate
- US Large Cap Value Stocks
- US Small Cap Stocks
- US Micro-Cap Stocks
- US Large Cap Stocks
- US Small Cap Value Stocks
- US Securitized Real Estate
- ◆ International Large Cap Stocks
- ◆ International Small Cap Stocks
- ◆ International Emerging Markets Stocks
- ◆ International Small Cap Value Stocks
- ▲ US Short-term Government Treasury Bills
- ▲ US Intermediate-term Gov't & Corp. Bonds
- ▲ Global Government Bonds
- 70% Equity / 30% Fixed Income

DIVERSIFICATION THROUGH TIME (STARTING IN 2000)

Returns (GM)

January 2000 - December 2010

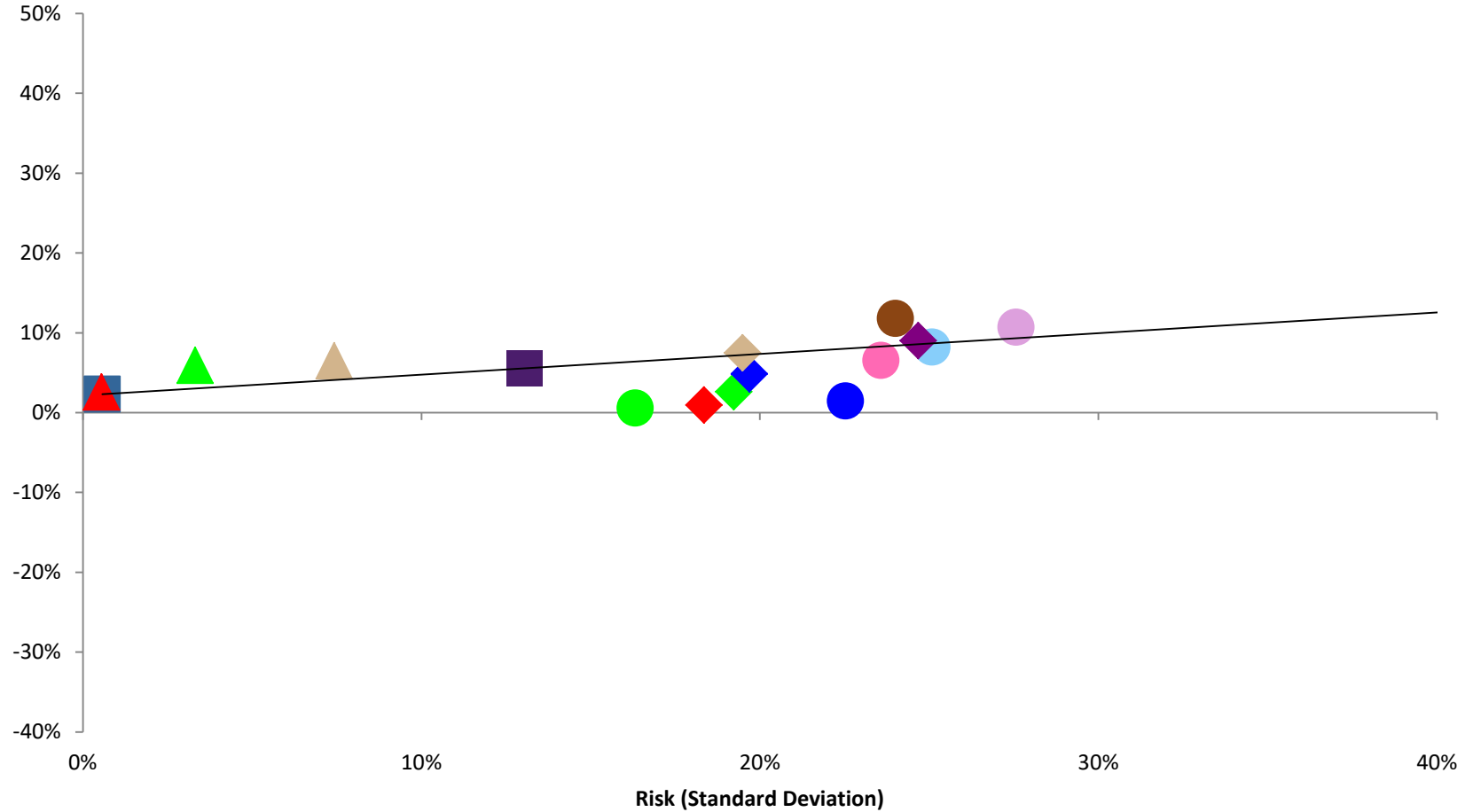


- Risk Free Rate
- US Large Cap Value Stocks
- US Micro-Cap Stocks
- ◆ International Large Cap Value Stocks
- ◆ International Emerging Markets Stocks
- ▲ Global Government Bonds
- 70% Equity / 30% Fixed Income
- US Large Cap Stocks
- US Small Cap Stocks
- US Securitized Real Estate
- ◆ International Small Cap Stocks
- ◆ International Small Cap Value Stocks
- US Short-term Government Treasury Bills
- ▲ US Intermediate-term Gov't & Corp. Bonds

DIVERSIFICATION THROUGH TIME (STARTING IN 2000)

Returns (GM)

January 2000 - December 2011

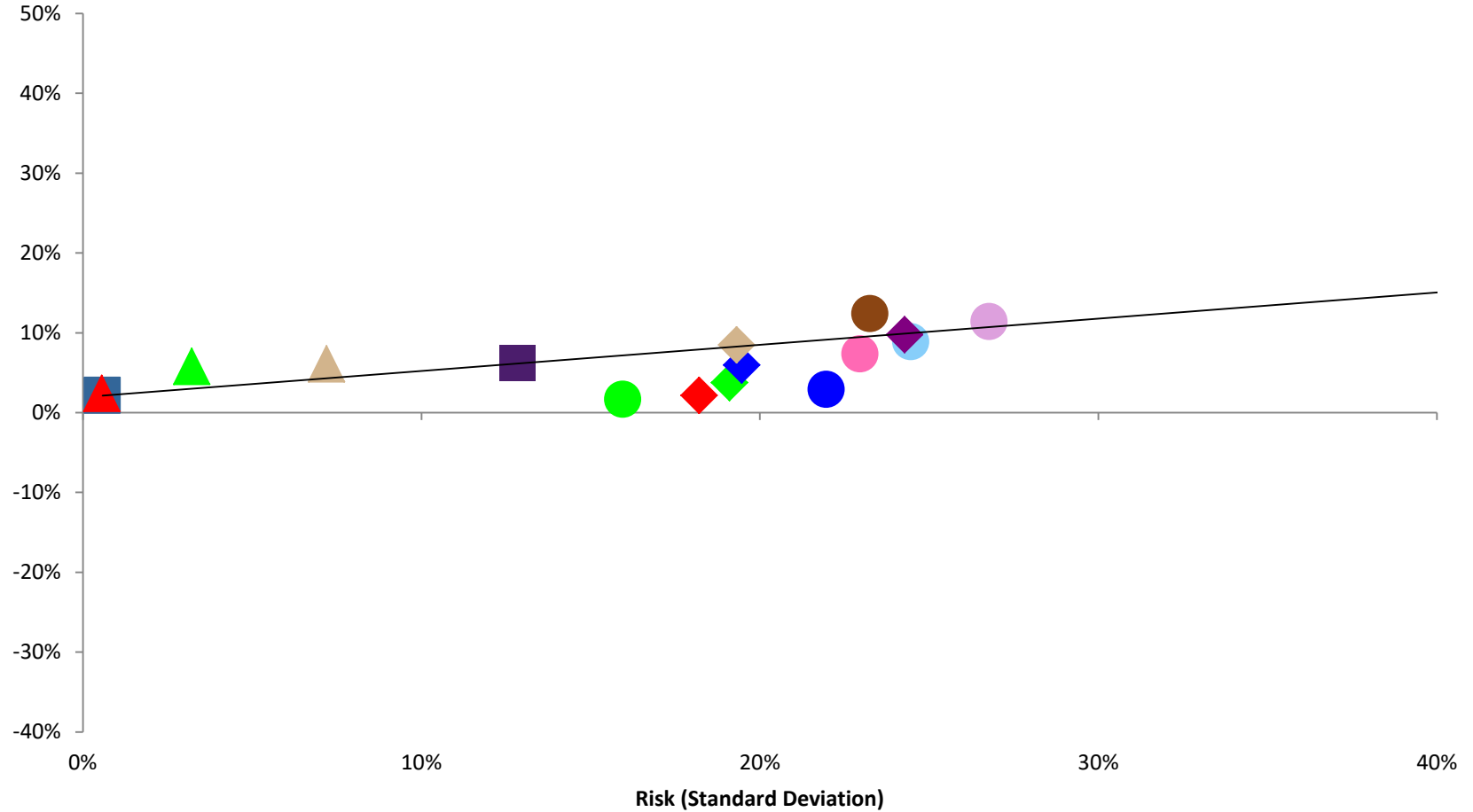


- Risk Free Rate
- US Large Cap Value Stocks
- US Large Cap Stocks
- US Small Cap Value Stocks
- US Small Cap Stocks
- US Securitized Real Estate
- International Large Cap Value Stocks
- International Large Cap Stocks
- International Small Cap Value Stocks
- International Small Cap Stocks
- International Emerging Markets Stocks
- US Short-term Government Treasury Bills
- US Intermediate-term Gov't & Corp. Bonds
- ▲ Global Government Bonds

DIVERSIFICATION THROUGH TIME (STARTING IN 2000)

Returns (GM)

January 2000 - December 2012

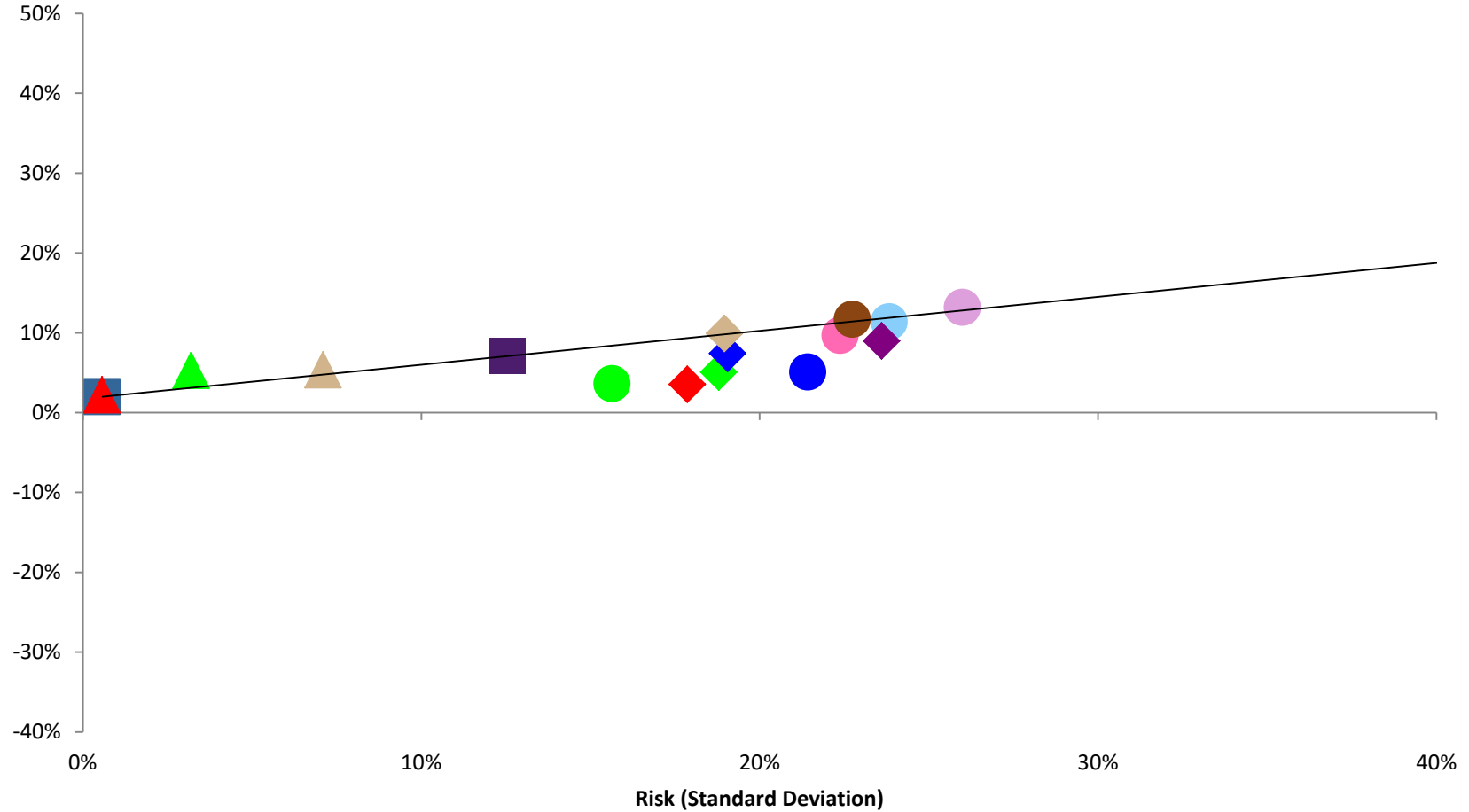


- Risk Free Rate
- US Large Cap Value Stocks
- US Large Cap Stocks
- US Small Cap Stocks
- US Small Cap Value Stocks
- US Securitized Real Estate
- ◆ International Large Cap Value Stocks
- ◆ International Large Cap Stocks
- ◆ International Small Cap Stocks
- ◆ International Small Cap Value Stocks
- ◆ International Emerging Markets Stocks
- ◆ US Short-term Government Treasury Bills
- ▲ Global Government Bonds
- ▲ US Intermediate-term Gov't & Corp. Bonds

DIVERSIFICATION THROUGH TIME (STARTING IN 2000)

Returns (GM)

January 2000 - December 2013

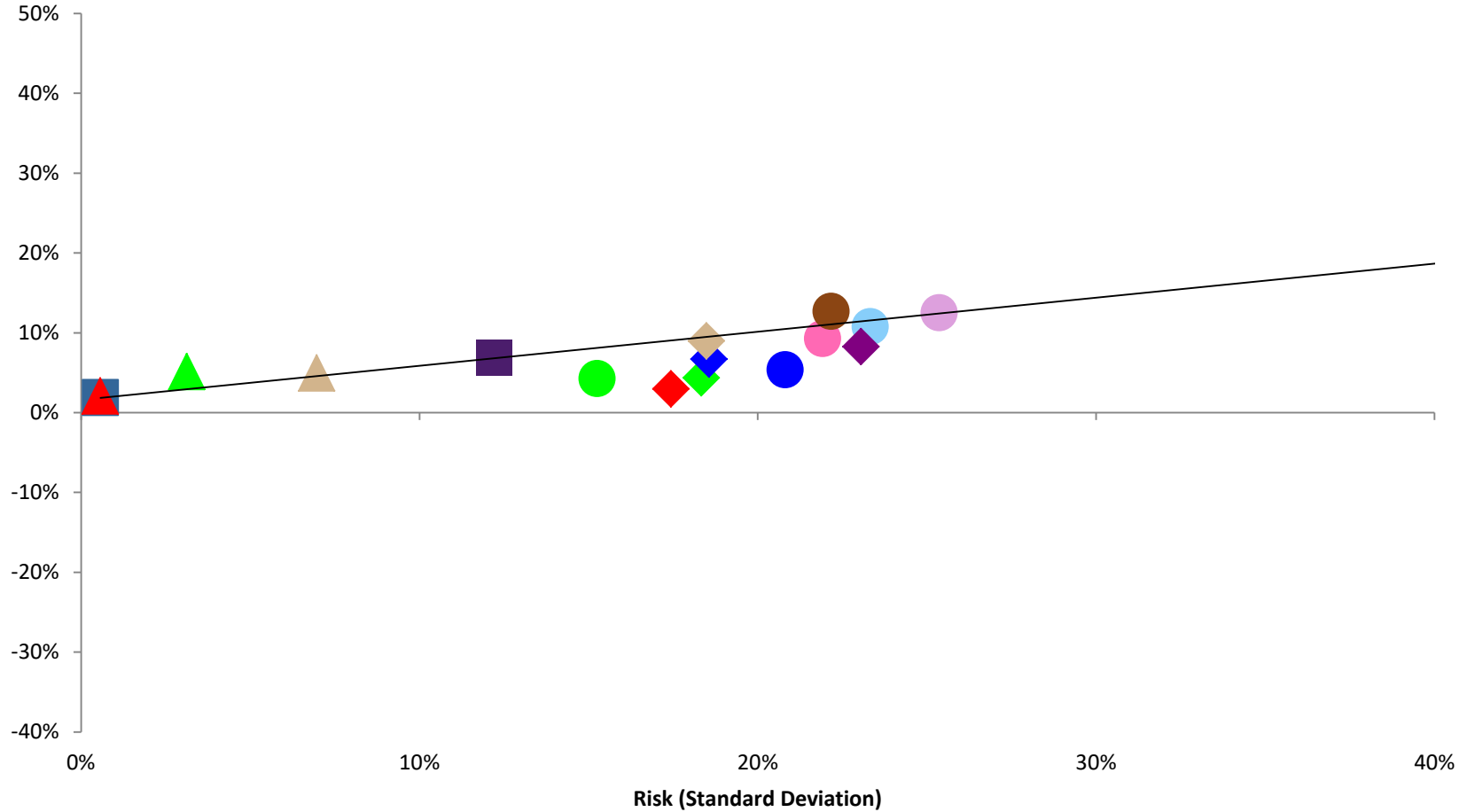


- Risk Free Rate
- US Large Cap Value Stocks
- US Large Cap Stocks
- US Small Cap Value Stocks
- US Small Cap Stocks
- US Securitized Real Estate
- US Short-term Government Treasury Bills
- US Intermediate-term Gov't & Corp. Bonds
- ◆ International Large Cap Value Stocks
- ◆ International Large Cap Stocks
- ◆ International Small Cap Stocks
- ◆ International Small Cap Value Stocks
- ◆ International Emerging Markets Stocks
- ▲ Global Government Bonds

DIVERSIFICATION THROUGH TIME (STARTING IN 2000)

Returns (GM)

January 2000 - December 2014

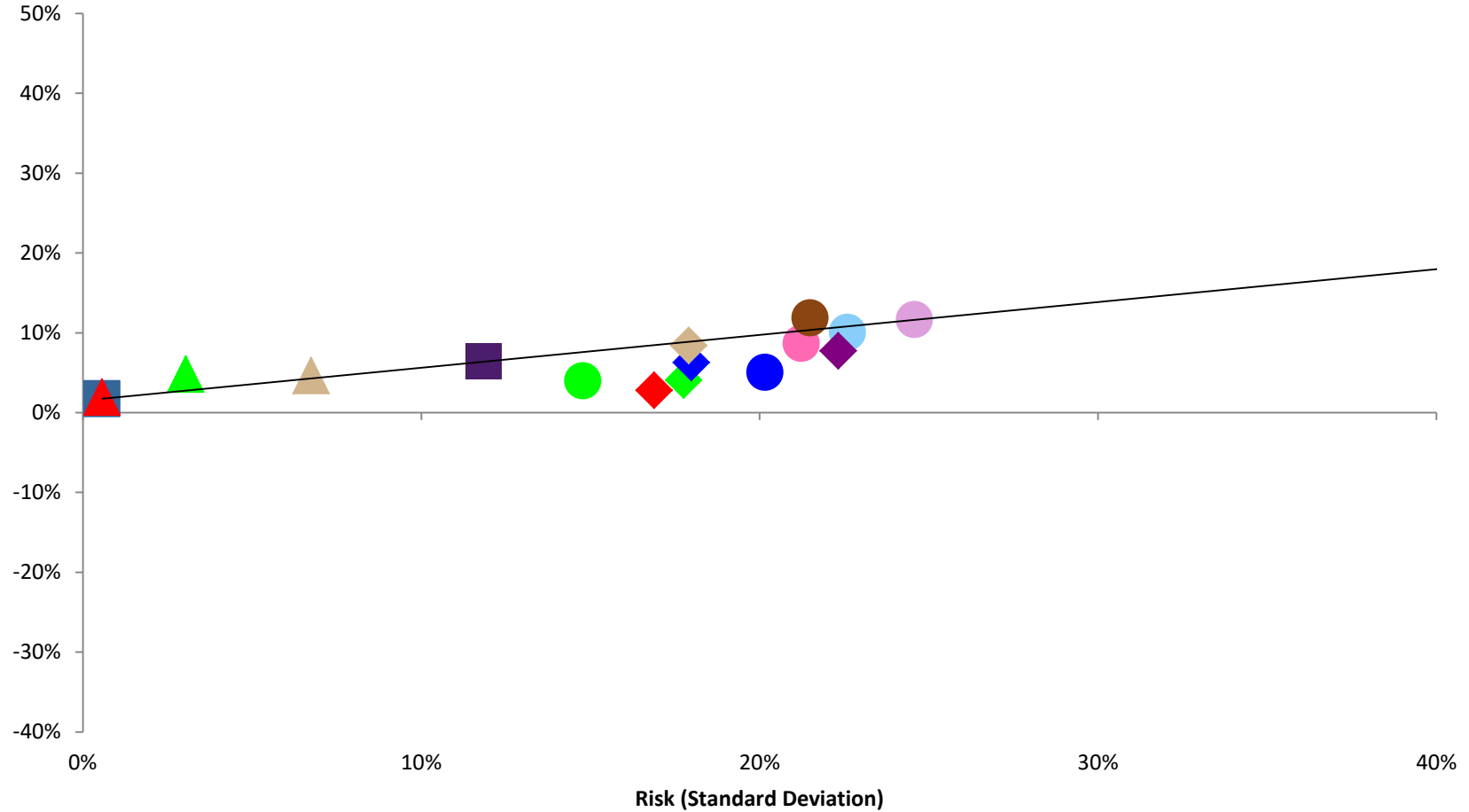


- Risk Free Rate
- US Large Cap Value Stocks
- US Large Cap Stocks
- US Small Cap Value Stocks
- US Small Cap Stocks
- US Securitized Real Estate
- International Large Cap Value Stocks
- International Large Cap Stocks
- International Small Cap Value Stocks
- International Small Cap Stocks
- International Emerging Markets Stocks
- US Short-term Government Treasury Bills
- US Intermediate-term Gov't & Corp. Bonds
- ▲ Global Government Bonds

DIVERSIFICATION THROUGH TIME (STARTING IN 2000)

Returns (GM)

January 2000 - December 2015

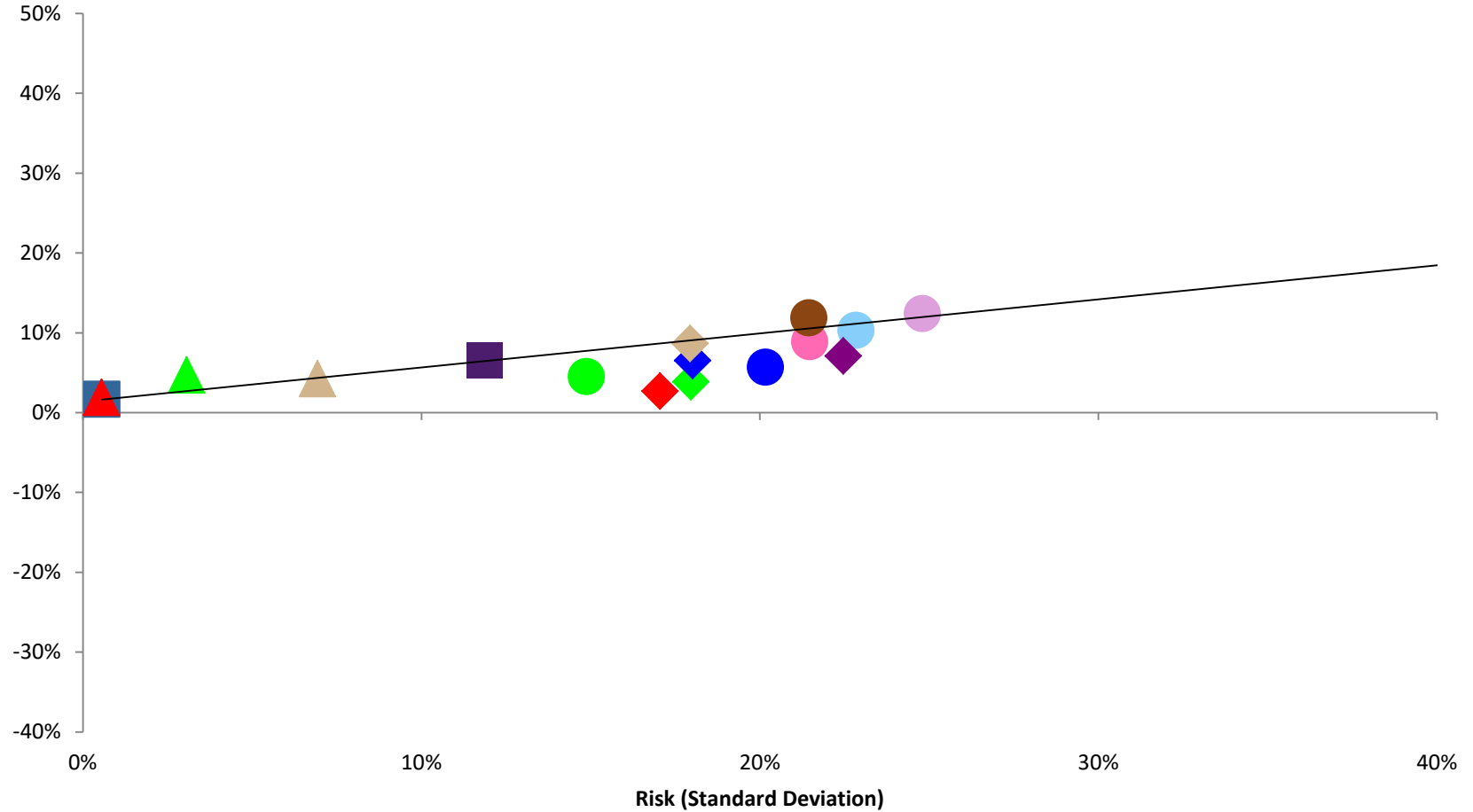


- Risk Free Rate
- US Large Cap Value Stocks
- US Small Cap Value Stocks
- US Micro-Cap Stocks
- ◆ International Large Cap Value Stocks
- ◆ International Emerging Markets Stocks
- ▲ Global Government Bonds
- 70% Equity / 30% Fixed Income
- US Small Cap Stocks
- US Securitized Real Estate
- ◆ International Small Cap Stocks
- ◆ International Large Cap Stocks
- ◆ International Small Cap Value Stocks
- ▲ US Short-term Government Treasury Bills
- ▲ US Intermediate-term Gov't & Corp. Bonds

DIVERSIFICATION THROUGH TIME (STARTING IN 2000)

Returns (GM)

January 2000 - December 2016

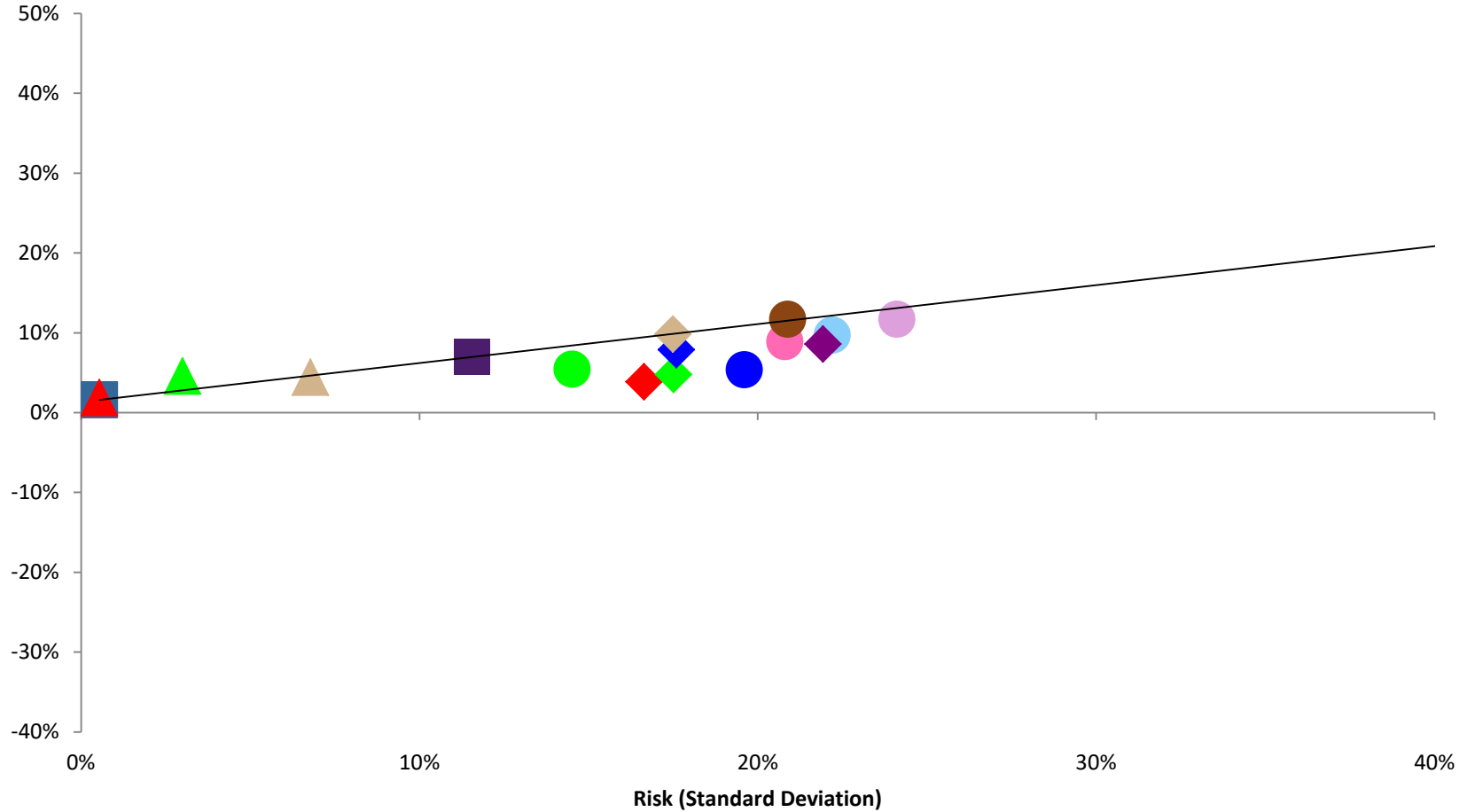


- Risk Free Rate
- US Large Cap Value Stocks
- US Large Cap Stocks
- US Small Cap Value Stocks
- US Small Cap Stocks
- US Securitized Real Estate
- US Short-term Government Treasury Bills
- US Intermediate-term Gov't & Corp. Bonds
- ◆ International Large Cap Value Stocks
- ◆ International Large Cap Stocks
- ◆ International Small Cap Stocks
- ◆ International Small Cap Value Stocks
- ◆ International Emerging Markets Stocks
- ▲ Global Government Bonds

DIVERSIFICATION THROUGH TIME (STARTING IN 2000)

Returns (GM)

January 2000 - December 2017

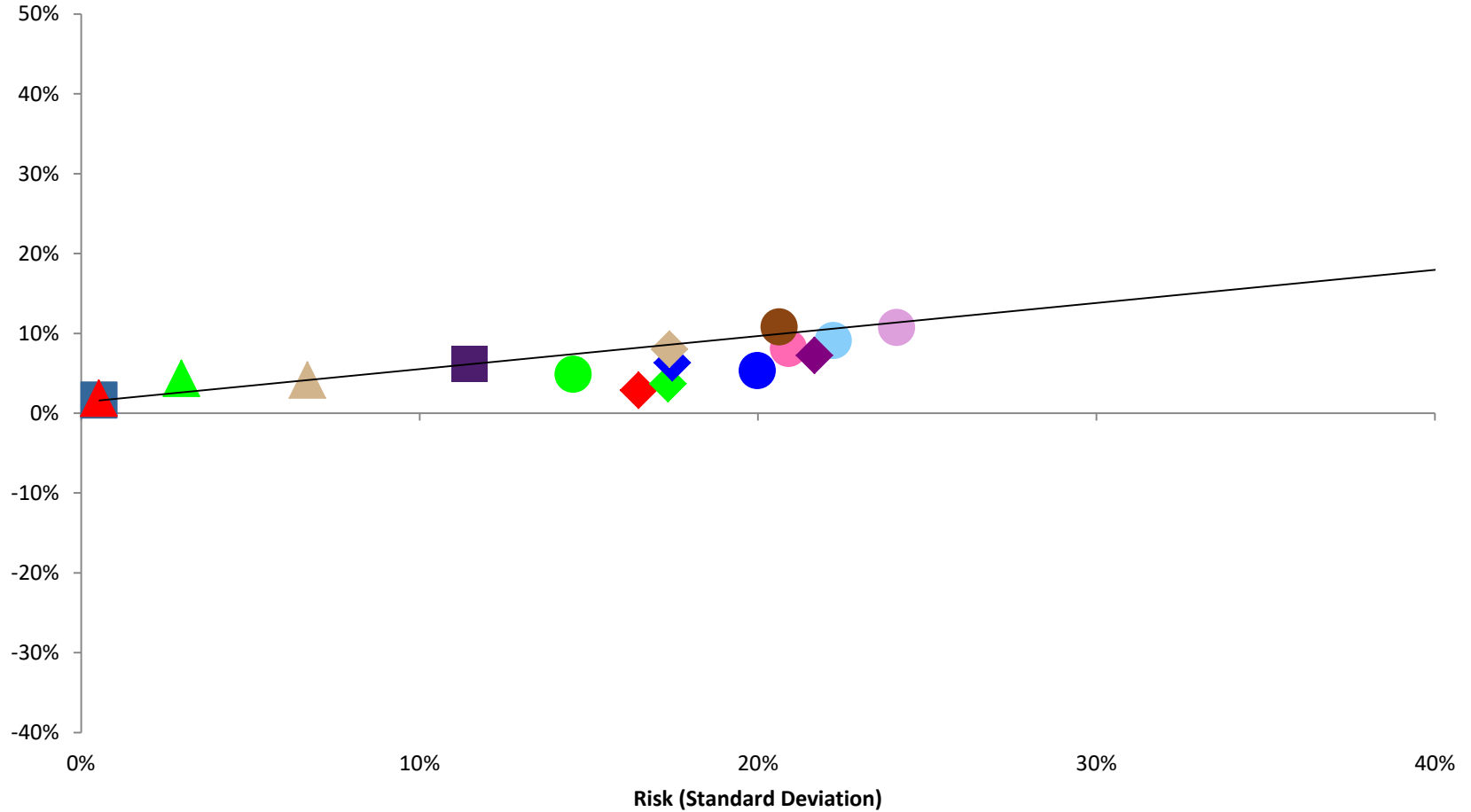


- Risk Free Rate
- US Large Cap Value Stocks
- US Large Cap Stocks
- US Small Cap Value Stocks
- US Small Cap Stocks
- US Securitized Real Estate
- US Short-term Government Treasury Bills
- US Intermediate-term Gov't & Corp. Bonds
- International Large Cap Value Stocks
- International Large Cap Stocks
- International Small Cap Stocks
- International Small Cap Value Stocks
- International Emerging Markets Stocks
- Global Government Bonds

DIVERSIFICATION THROUGH TIME (STARTING IN 2000)

Returns (GM)

January 2000 - December 2018

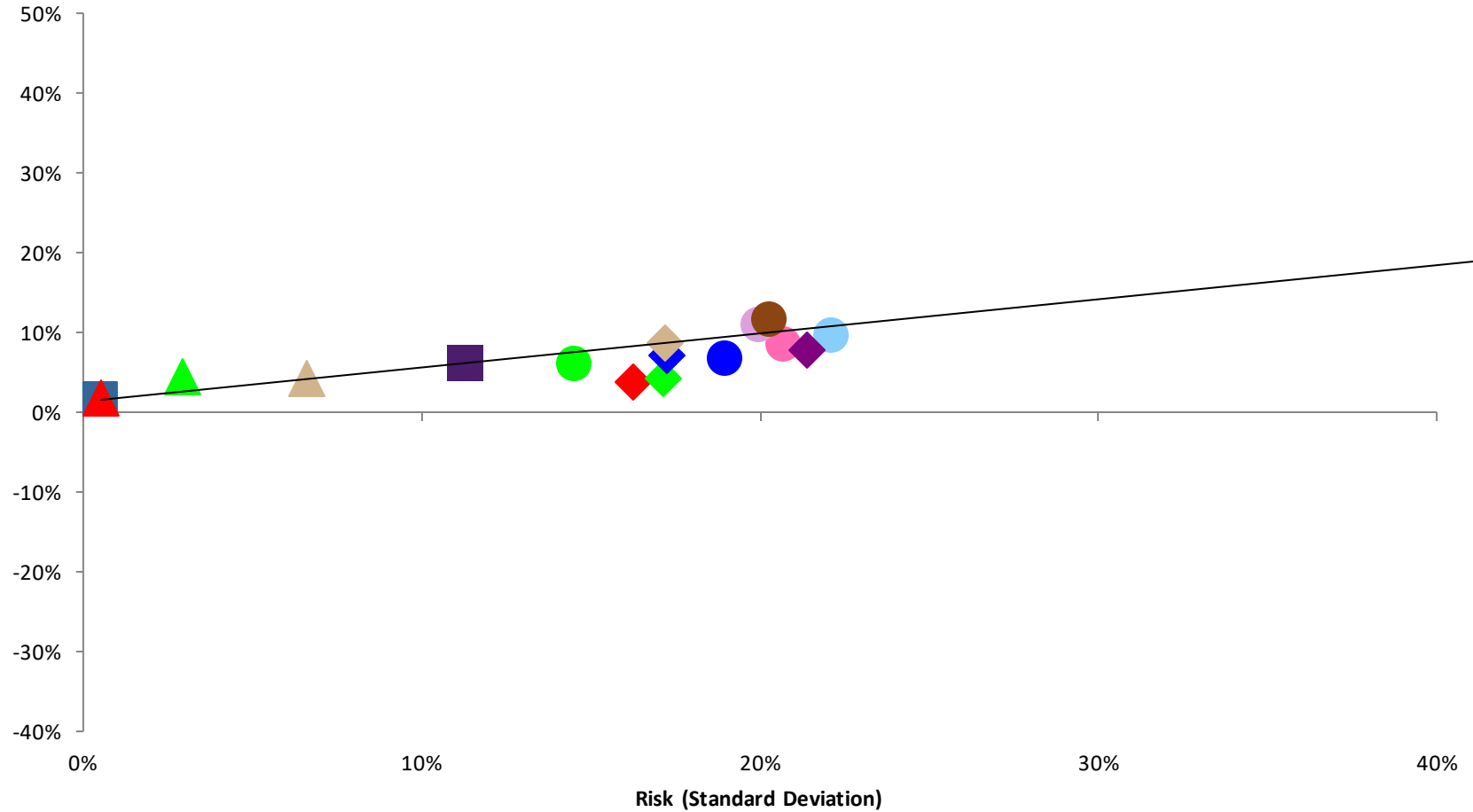


- Risk Free Rate
- US Large Cap Value Stocks
- US Large Cap Stocks
- US Small Cap Value Stocks
- US Small Cap Stocks
- US Securitized Real Estate
- ◆ International Large Cap Value Stocks
- ◆ International Large Cap Stocks
- ◆ International Small Cap Stocks
- ◆ International Small Cap Value Stocks
- ◆ International Emerging Markets Stocks
- ◆ US Short-term Government Treasury Bills
- ▲ US Intermediate-term Gov't & Corp. Bonds
- ▲ Global Government Bonds

DIVERSIFICATION THROUGH TIME (STARTING IN 2000)

Returns (GM)

January 2000 - December 2019

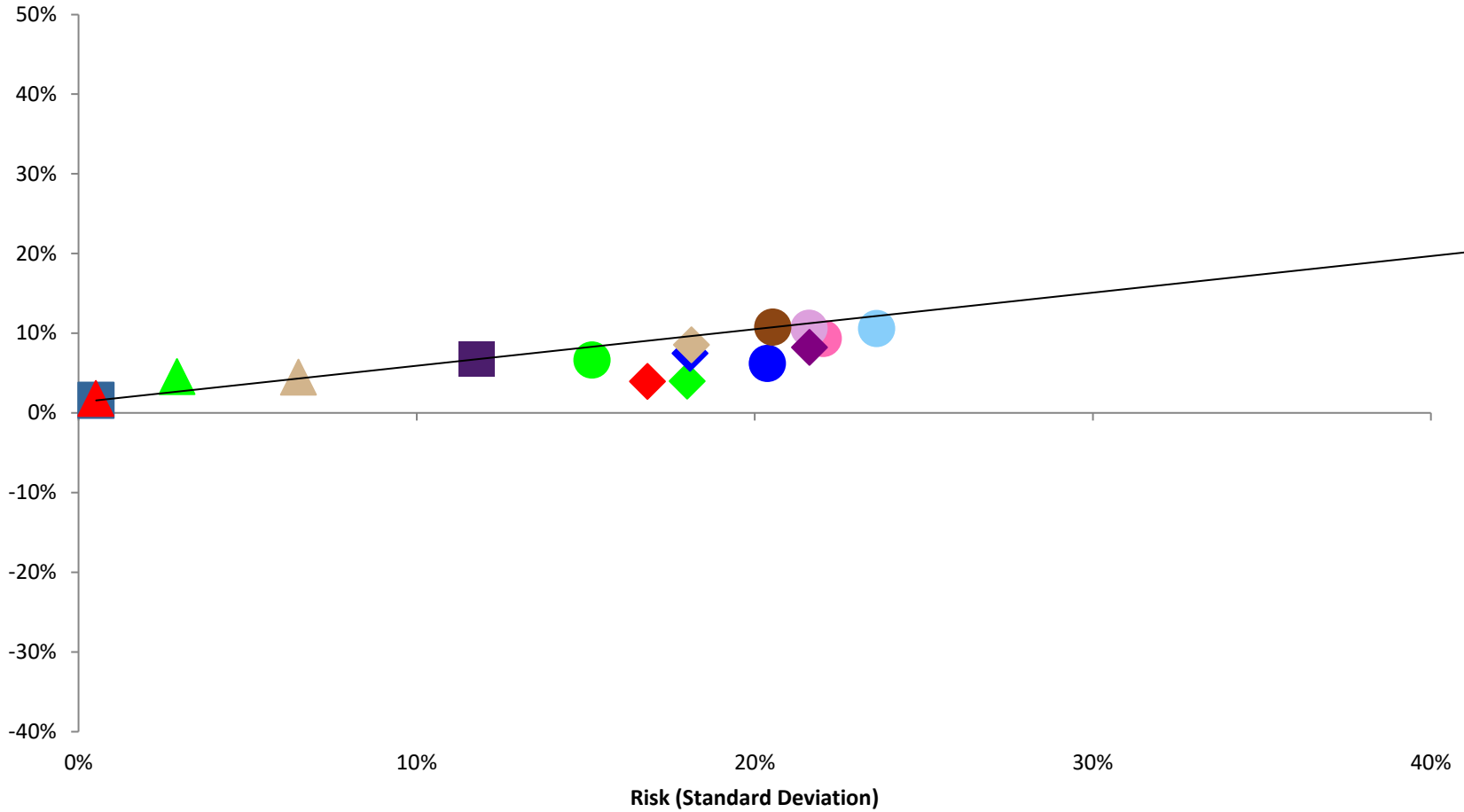


- Risk Free Rate
- US Large Cap Value Stocks
- US Large Cap Stocks
- US Small Cap Value Stocks
- US Small Cap Stocks
- US Securitized Real Estate
- ◆ International Large Cap Value Stocks
- ◆ International Large Cap Stocks
- ◆ International Small Cap Stocks
- ◆ International Emerging Markets Stocks
- ◆ International Small Cap Value Stocks
- ▲ US Short-term Government Treasury Bills
- ▲ US Intermediate-term Gov't & Corp. Bonds
- ▲ Global Government Bonds

DIVERSIFICATION THROUGH TIME (STARTING IN 2000)

Returns (GM)

January 2000 - December 2020



- Risk Free Rate
- US Large Cap Value Stocks
- US Micro-Cap Stocks
- ◆ International Large Cap Value Stocks
- ◆ International Emerging Markets Stocks
- ▲ Global Government Bonds
- 70% Equity / 30% Fixed Income
- US Small Cap Stocks
- US Securitized Real Estate
- ◆ International Small Cap Stocks
- ◆ International Small Cap Value Stocks
- ▲ US Short-term Government Treasury Bills
- US Large Cap Stocks
- US Small Cap Value Stocks
- ◆ International Large Cap Stocks
- ◆ International Small Cap Value Stocks
- ▲ US Intermediate-term Gov't & Corp. Bonds

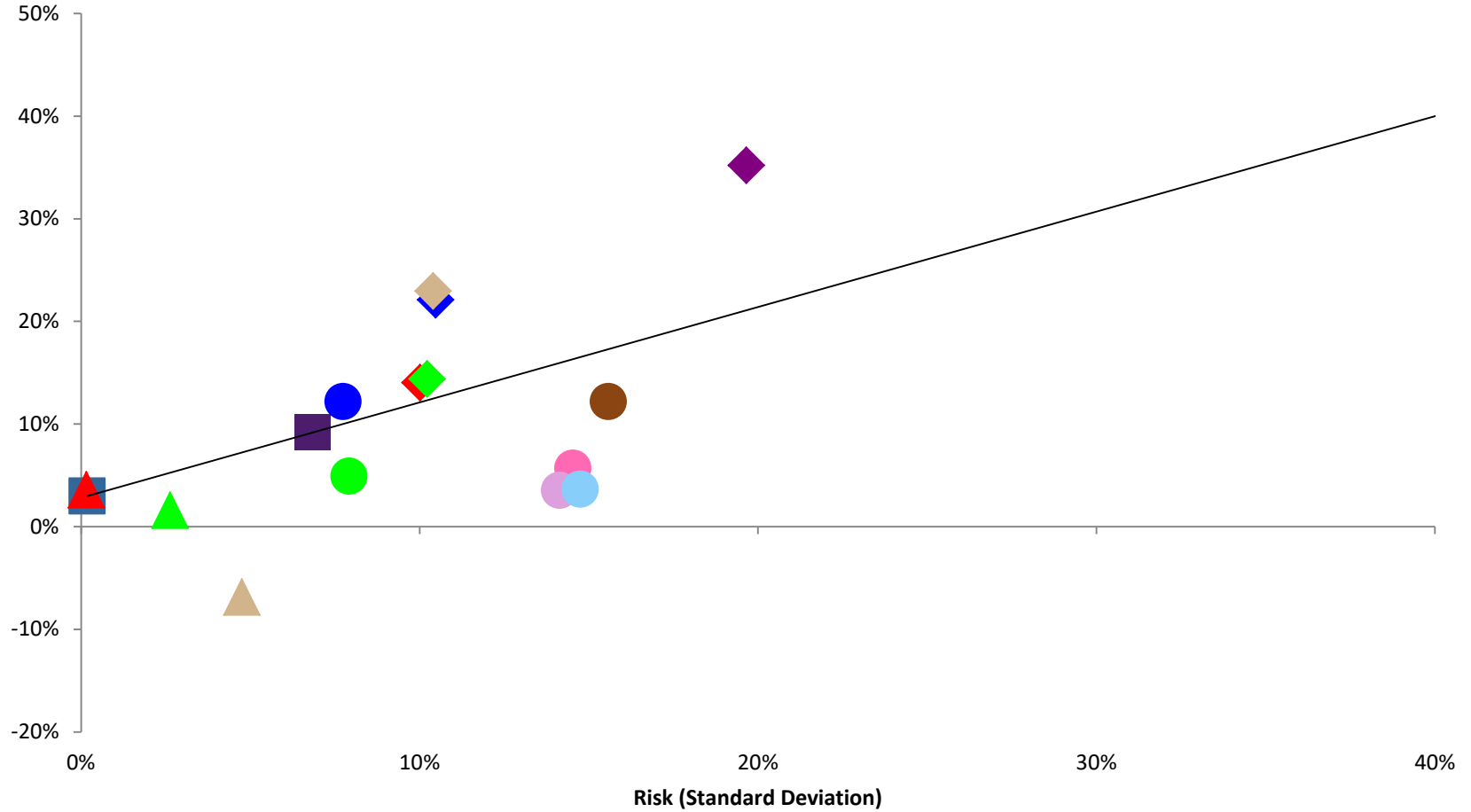
The following graphs reveal the interaction of three key dimensions: return, risk, and time. It plots a 70-30 Model Portfolio performance in risk/return space starting on January 1, 2005. The 70-30 Model Portfolio is comprised of 70% equity indices and 30% fixed income indices. Please view the appendix on the final page for a complete breakdown of the indices that make-up the 70-30 Model Portfolio. The horizontal axis [risk] measures the standard deviation of returns, the vertical axis [geometric return] measures the compound annual return for the period under consideration.

A solid black line connects the point of zero risk (the risk-free rate of a T-Bill) with the Portfolio. The steeper the positive slope of the line, the better the reward to risk tradeoff (Reward to Risk Ratio) for the Portfolio. During the period under evaluation, asset classes plotting above the line had better risk-adjusted returns, while assets plotting below the line had worse.

DIVERSIFICATION THROUGH TIME (STARTING IN 2005)

Returns (GM)

January 2005 - December 2005

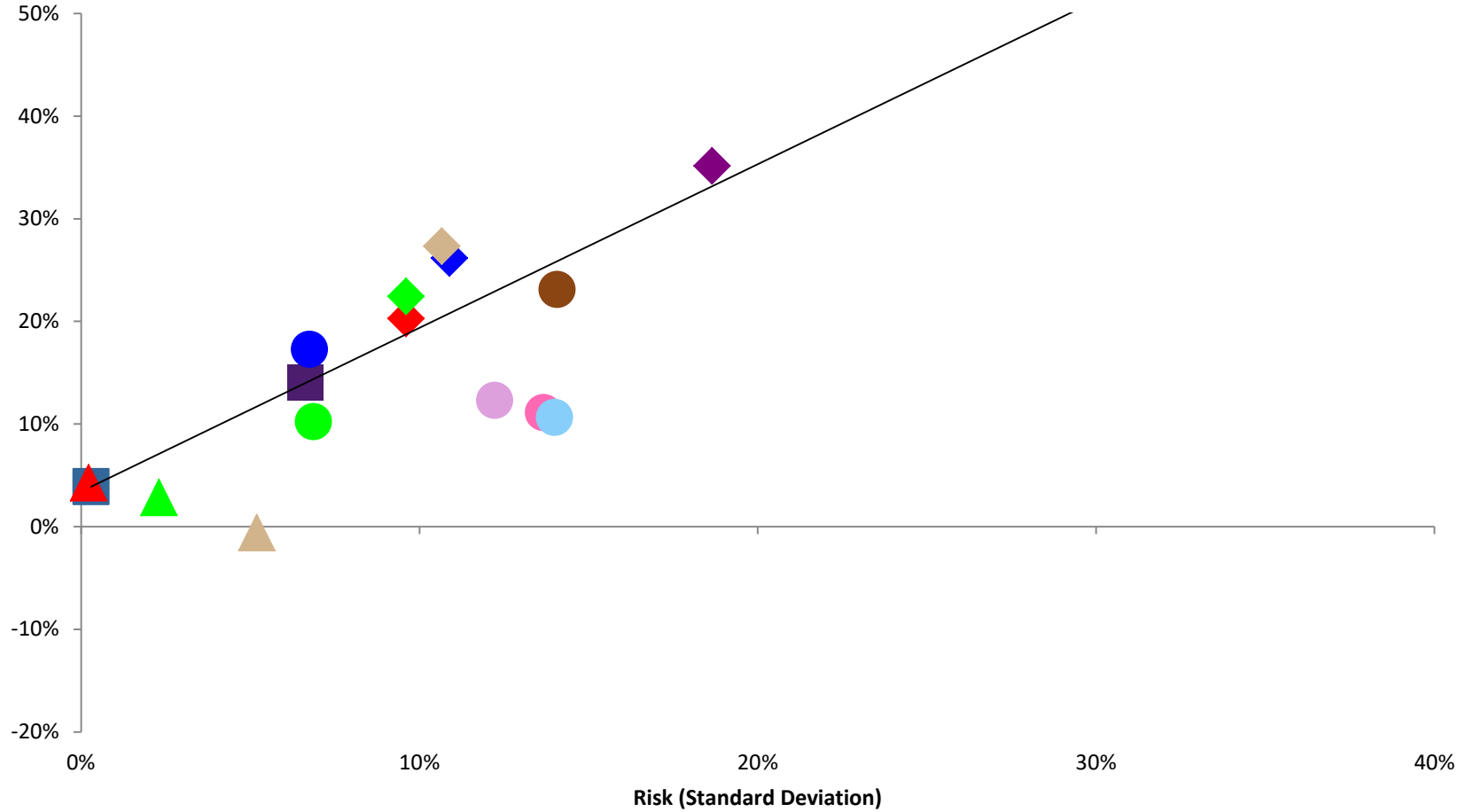


- Risk Free Rate
- US Large Cap Value Stocks
- US Large Cap Stocks
- US Small Cap Stocks
- US Small Cap Value Stocks
- US Micro-Cap Stocks
- US Securitized Real Estate
- ◆ International Large Cap Stocks
- ◆ International Large Cap Value Stocks
- ◆ International Small Cap Stocks
- ◆ International Small Cap Value Stocks
- ◆ International Emerging Markets Stocks
- ▲ US Short-term Government Treasury Bills
- ▲ Global Government Bonds
- ▲ US Intermediate-term Gov't & Corp. Bonds

DIVERSIFICATION THROUGH TIME (STARTING IN 2005)

Returns (GM)

January 2005 - December 2006



■ Risk Free Rate

● US Large Cap Value Stocks

● US Micro-Cap Stocks

◆ International Large Cap Value Stocks

◆ International Emerging Markets Stocks

▲ Global Government Bonds

■ 70% Equity / 30% Fixed Income

● US Small Cap Stocks

● US Securitized Real Estate

◆ International Small Cap Stocks

▲ US Short-term Government Treasury Bills

● US Large Cap Stocks

● US Small Cap Value Stocks

◆ International Large Cap Stocks

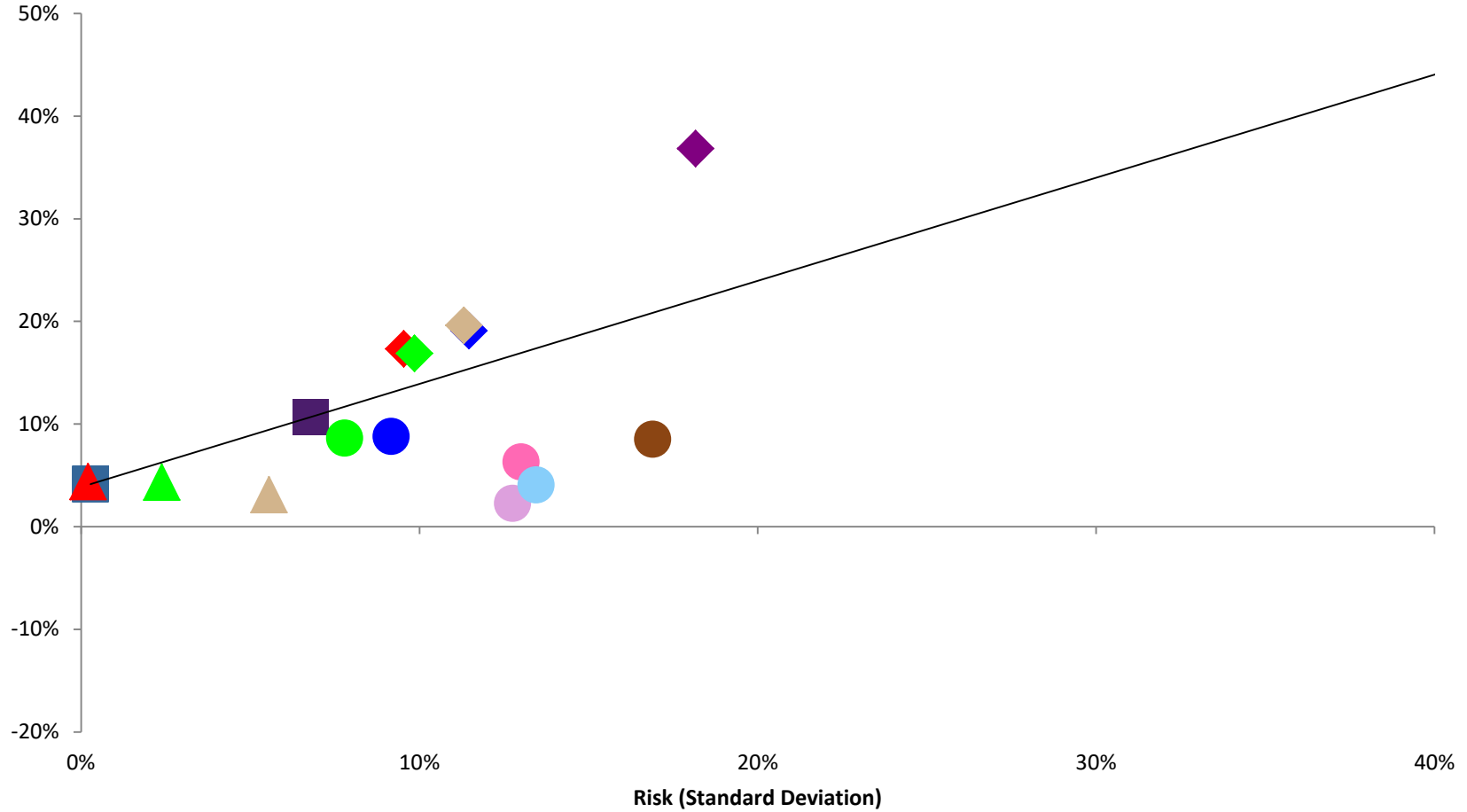
◆ International Small Cap Value Stocks

▲ US Intermediate-term Gov't & Corp. Bonds

DIVERSIFICATION THROUGH TIME (STARTING IN 2005)

Returns (GM)

January 2005 - December 2007

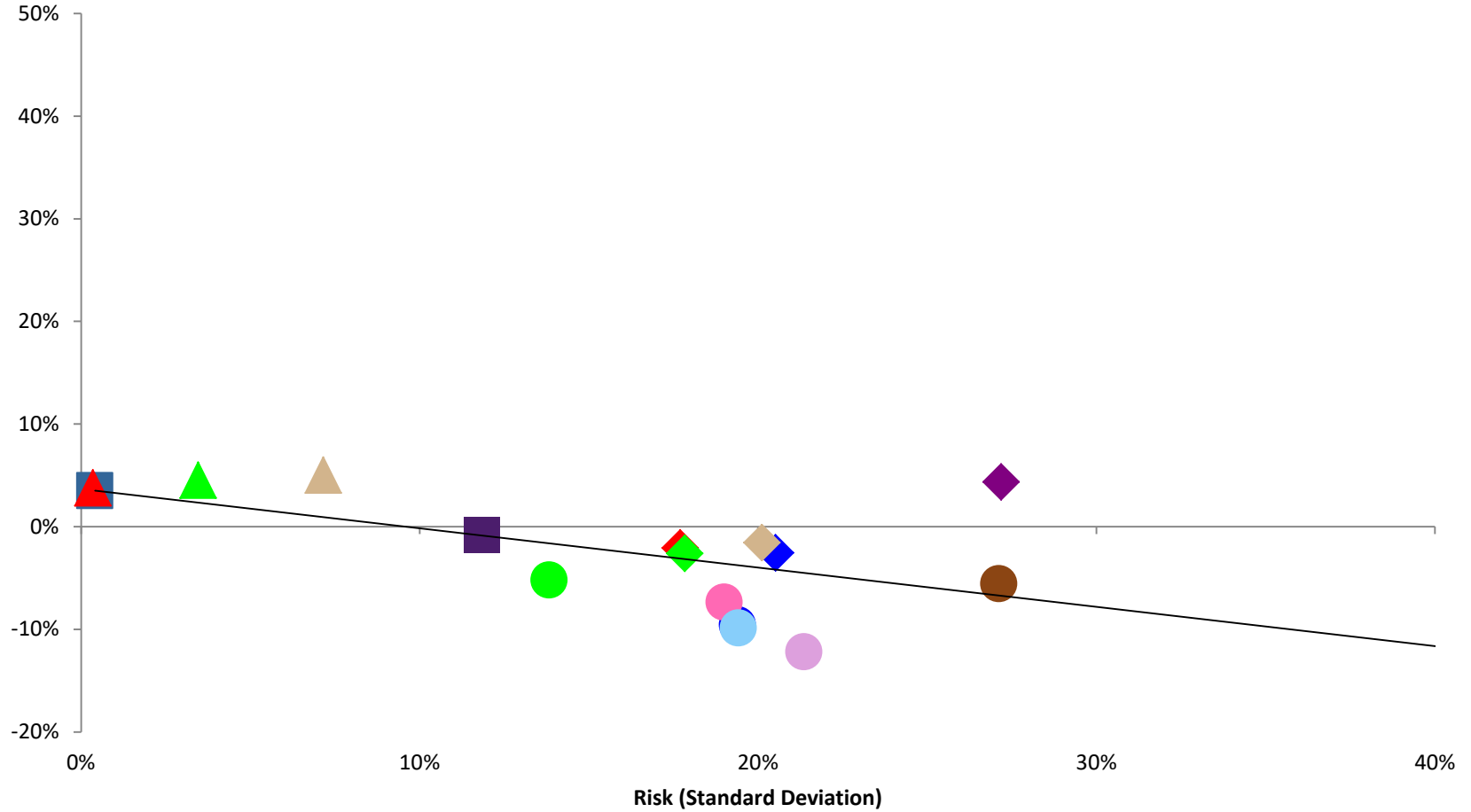


- Risk Free Rate
- US Large Cap Value Stocks
- US Micro-Cap Stocks
- ◆ International Large Cap Value Stocks
- ◆ International Emerging Markets Stocks
- ▲ Global Government Bonds
- 70% Equity / 30% Fixed Income
- US Small Cap Stocks
- US Small Cap Value Stocks
- US Securitized Real Estate
- ◆ International Small Cap Stocks
- ◆ International Small Cap Value Stocks
- US Large Cap Stocks
- US Small Cap Value Stocks
- ◆ International Large Cap Stocks
- ◆ International Small Cap Value Stocks
- ▲ US Short-term Government Treasury Bills
- ▲ US Intermediate-term Gov't & Corp. Bonds

DIVERSIFICATION THROUGH TIME (STARTING IN 2005)

Returns (GM)

January 2005 - December 2008

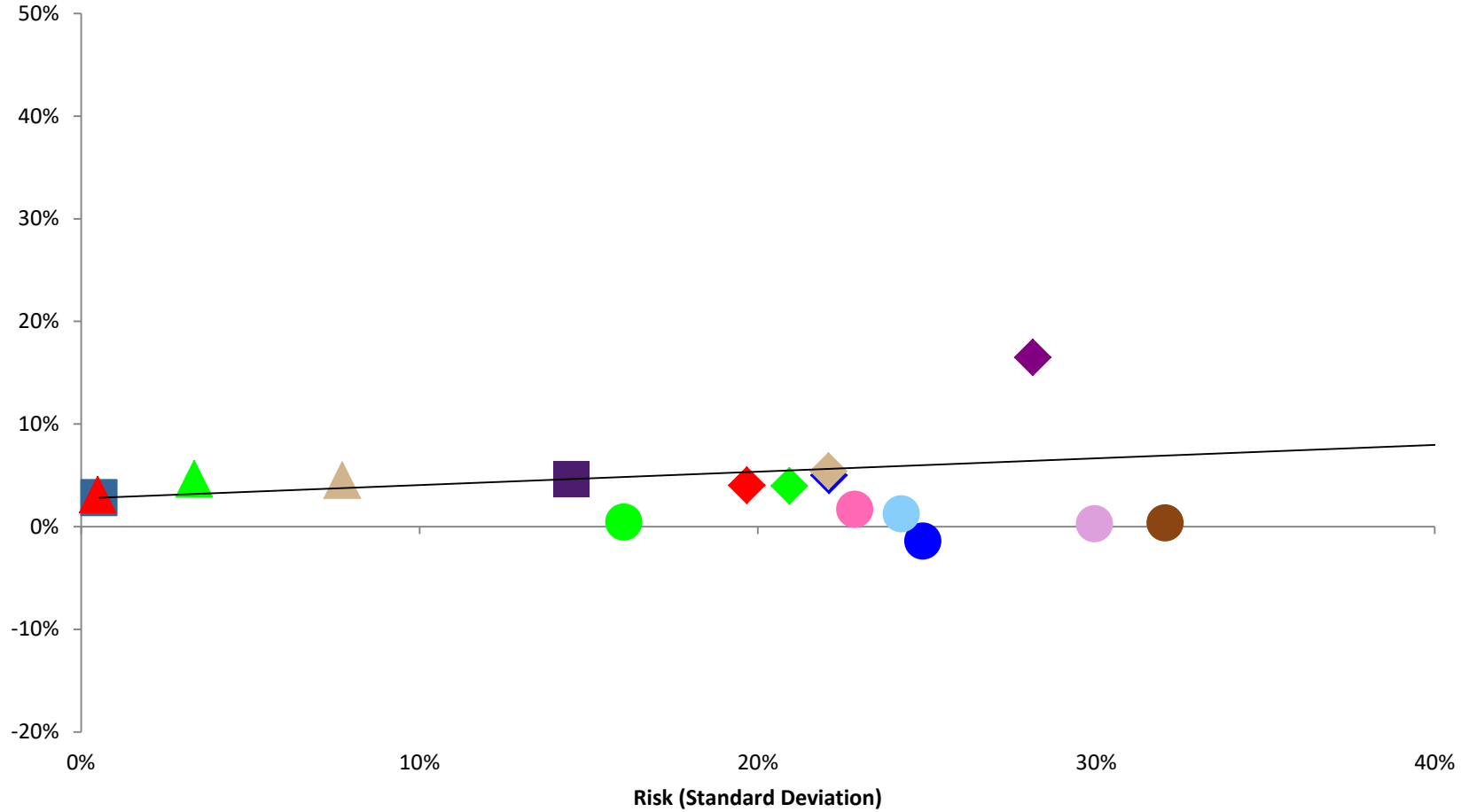


- Risk Free Rate
- US Large Cap Value Stocks
- US Large Cap Stocks
- US Small Cap Stocks
- US Small Cap Value Stocks
- US Micro-Cap Stocks
- US Securitized Real Estate
- ◆ International Large Cap Stocks
- ◆ International Large Cap Value Stocks
- ◆ International Small Cap Stocks
- ◆ International Small Cap Value Stocks
- ◆ International Emerging Markets Stocks
- ▲ US Short-term Government Treasury Bills
- ▲ US Intermediate-term Gov't & Corp. Bonds
- ▲ Global Government Bonds

DIVERSIFICATION THROUGH TIME (STARTING IN 2005)

Returns (GM)

January 2005 - December 2009



■ Risk Free Rate

● US Large Cap Value Stocks

● US Micro-Cap Stocks

◆ International Large Cap Value Stocks

◆ International Emerging Markets Stocks

▲ Global Government Bonds

■ 70% Equity / 30% Fixed Income

● US Small Cap Stocks

● US Securitized Real Estate

◆ International Small Cap Stocks

▲ US Short-term Government Treasury Bills

● US Large Cap Stocks

● US Small Cap Value Stocks

◆ International Large Cap Stocks

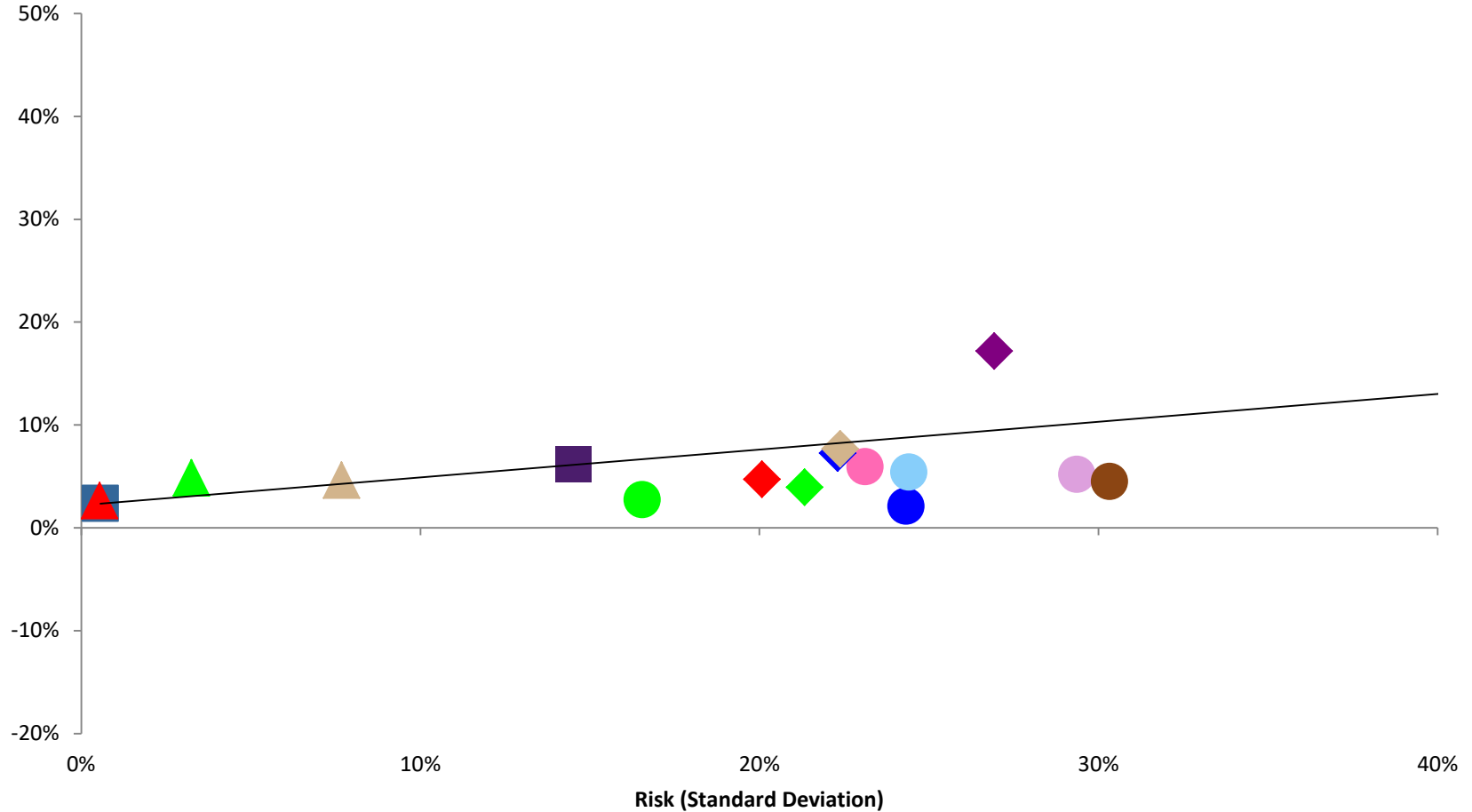
◆ International Small Cap Value Stocks

▲ US Intermediate-term Gov't & Corp. Bonds

DIVERSIFICATION THROUGH TIME (STARTING IN 2005)

Returns (GM)

January 2005 - December 2010

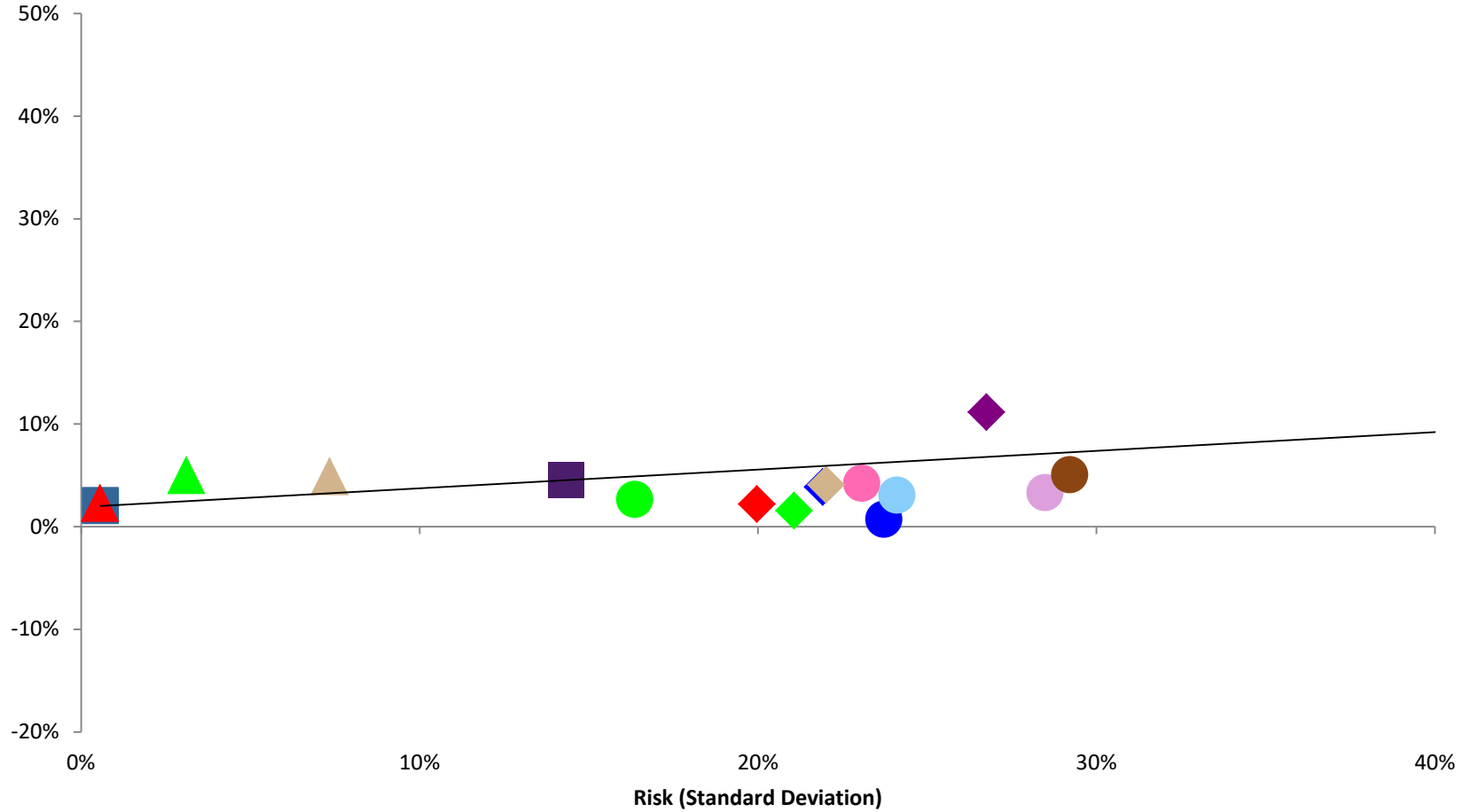


- Risk Free Rate
- US Large Cap Value Stocks
- US Large Cap Stocks
- US Small Cap Value Stocks
- US Small Cap Stocks
- US Securitized Real Estate
- ◆ International Large Cap Value Stocks
- ◆ International Large Cap Stocks
- ◆ International Small Cap Stocks
- ◆ International Small Cap Value Stocks
- ◆ International Emerging Markets Stocks
- ▲ US Short-term Government Treasury Bills
- ▲ US Intermediate-term Gov't & Corp. Bonds
- ▲ Global Government Bonds

DIVERSIFICATION THROUGH TIME (STARTING IN 2005)

Returns (GM)

January 2005 - December 2011

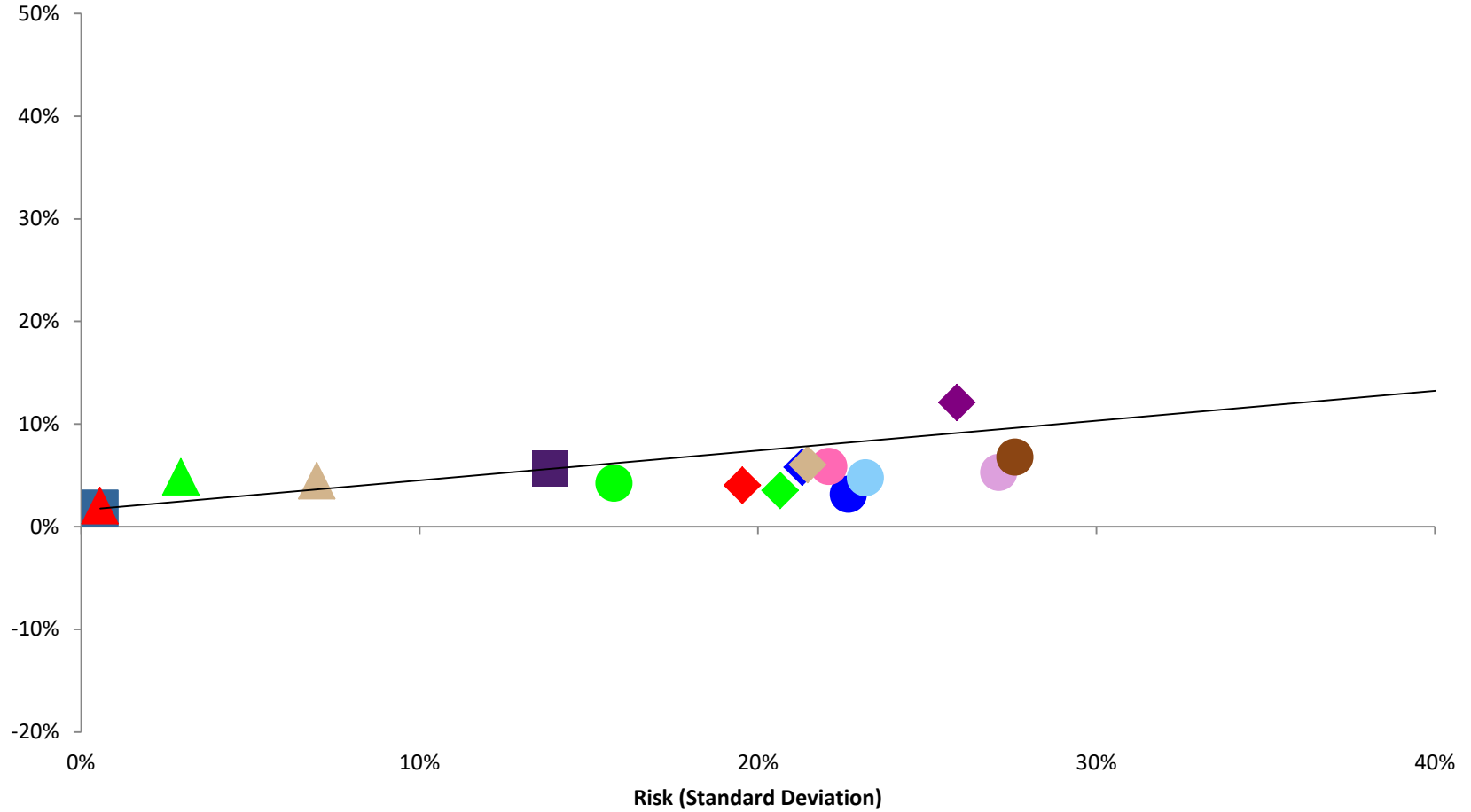


- Risk Free Rate
- US Large Cap Value Stocks
- US Micro-Cap Stocks
- ◆ International Large Cap Value Stocks
- ◆ International Emerging Markets Stocks
- ▲ Global Government Bonds
- 70% Equity / 30% Fixed Income
- US Large Cap Stocks
- US Small Cap Stocks
- US Securitized Real Estate
- ◆ International Large Cap Stocks
- ◆ International Small Cap Stocks
- ◆ International Small Cap Value Stocks
- ▲ US Short-term Government Treasury Bills
- ▲ US Intermediate-term Gov't & Corp. Bonds
- US Small Cap Value Stocks
- ◆ International Large Cap Value Stocks

DIVERSIFICATION THROUGH TIME (STARTING IN 2005)

Returns (GM)

January 2005 - December 2012

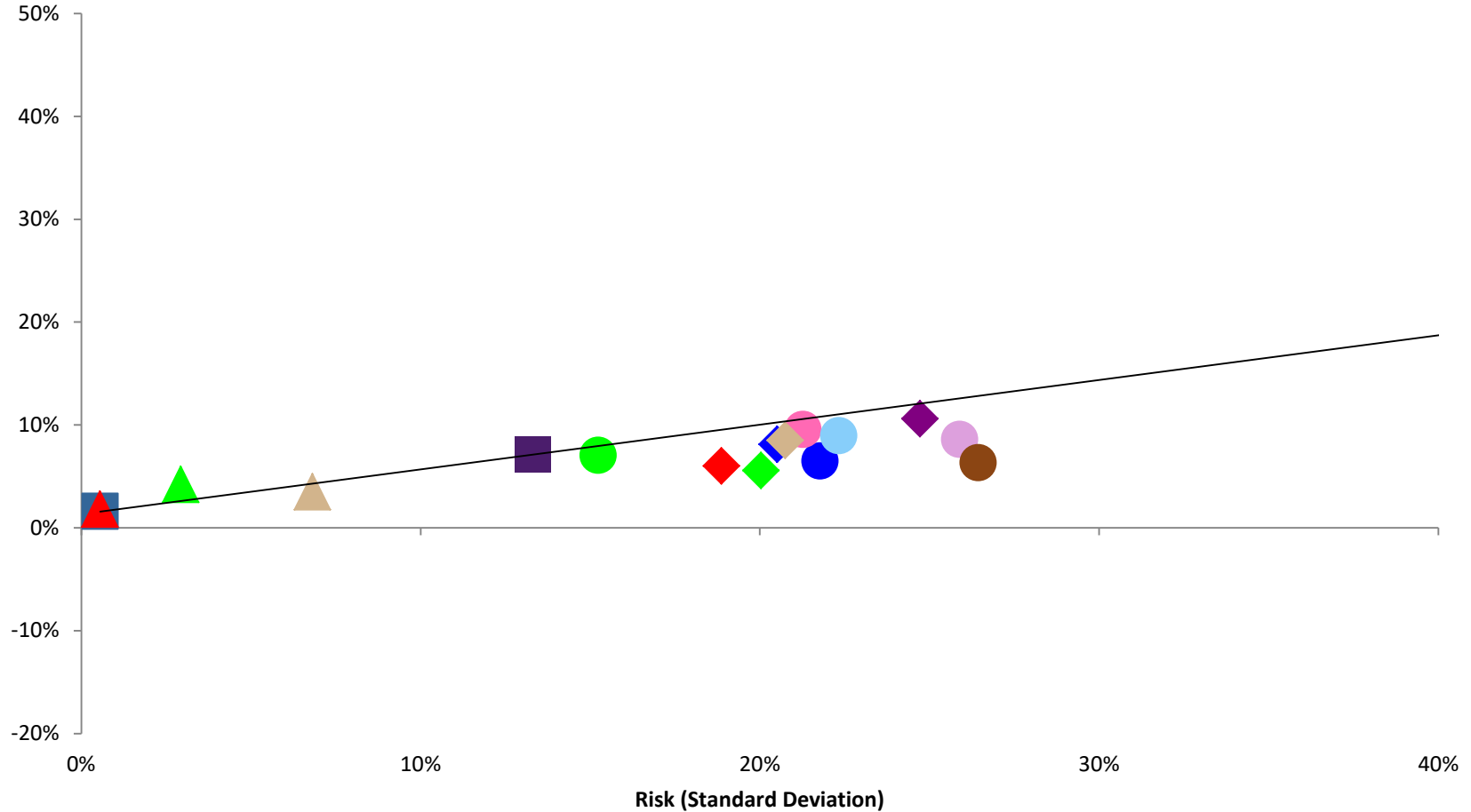


- Risk Free Rate
- US Large Cap Value Stocks
- US Large Cap Stocks
- US Small Cap Value Stocks
- US Small Cap Stocks
- US Securitized Real Estate
- ◆ International Large Cap Value Stocks
- ◆ International Large Cap Stocks
- ◆ International Small Cap Stocks
- ◆ International Small Cap Value Stocks
- ◆ International Emerging Markets Stocks
- ▲ US Short-term Government Treasury Bills
- ▲ US Intermediate-term Gov't & Corp. Bonds
- ▲ Global Government Bonds

DIVERSIFICATION THROUGH TIME (STARTING IN 2005)

Returns (GM)

January 2005 - December 2013



■ Risk Free Rate

● US Large Cap Value Stocks

● US Micro-Cap Stocks

◆ International Large Cap Value Stocks

◆ International Emerging Markets Stocks

▲ Global Government Bonds

■ 70% Equity / 30% Fixed Income

● US Small Cap Stocks

● US Securitized Real Estate

◆ International Small Cap Stocks

▲ US Short-term Government Treasury Bills

● US Large Cap Stocks

● US Small Cap Value Stocks

◆ International Large Cap Stocks

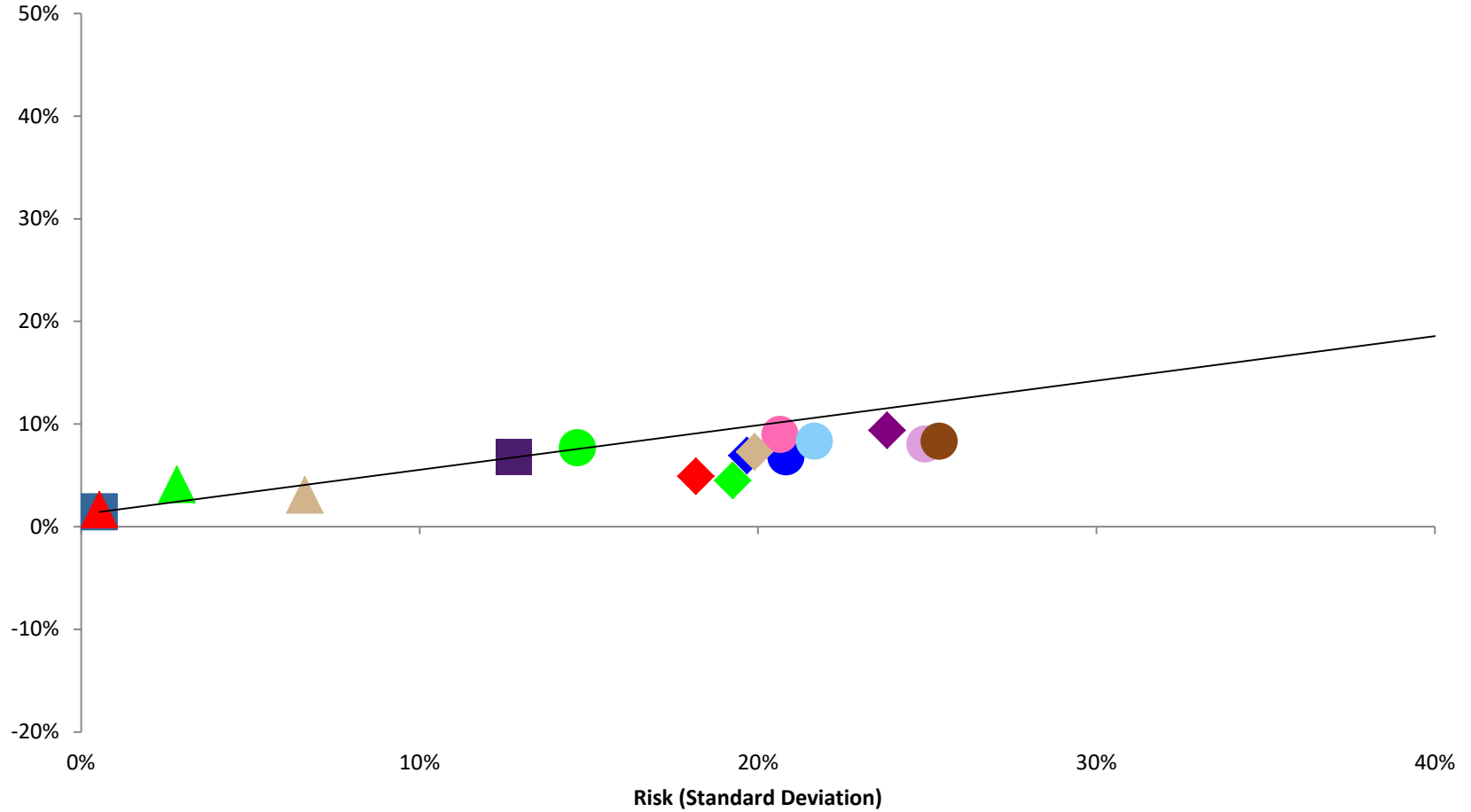
◆ International Small Cap Value Stocks

▲ US Intermediate-term Gov't & Corp. Bonds

DIVERSIFICATION THROUGH TIME (STARTING IN 2005)

Returns (GM)

January 2005 - December 2014

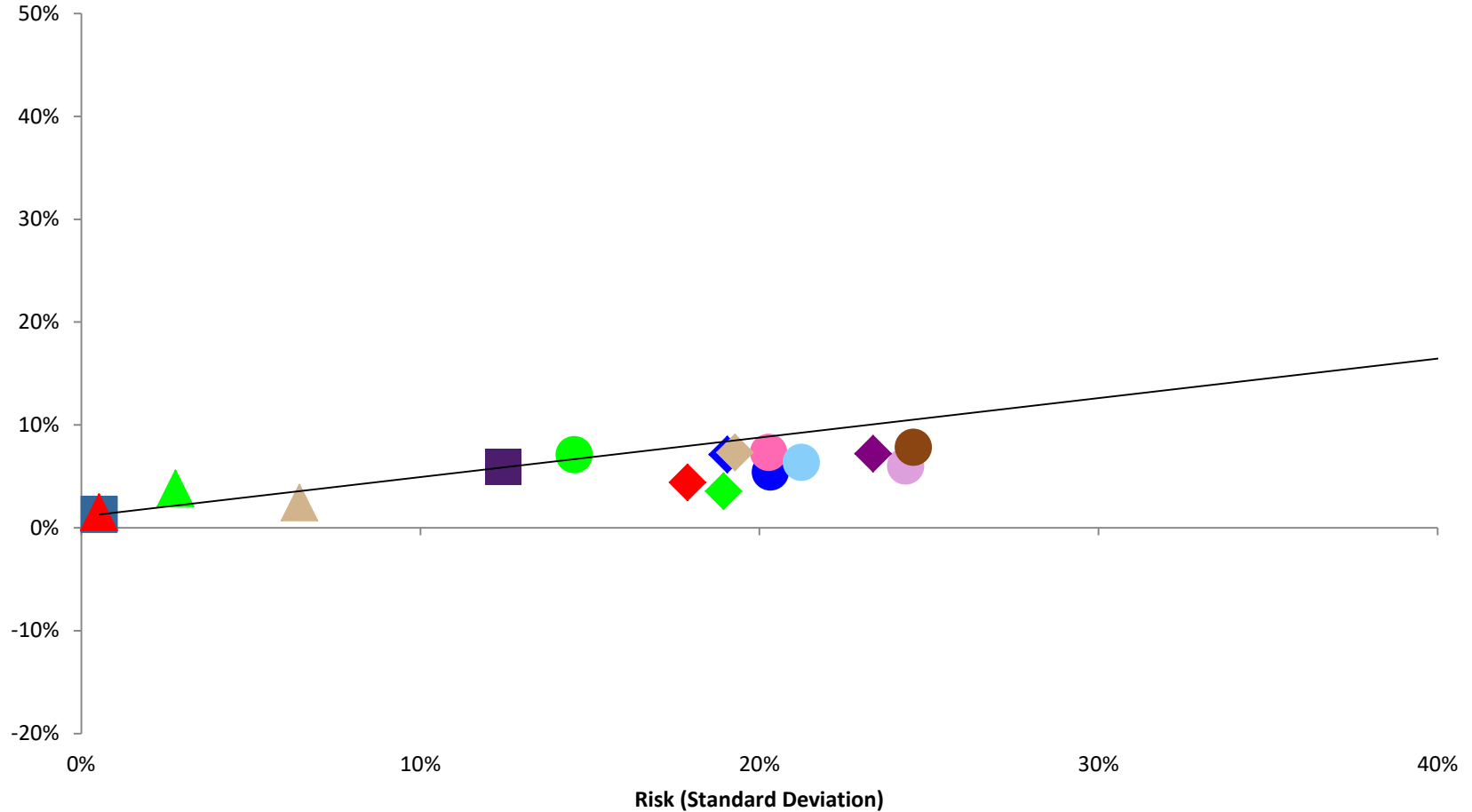


- Risk Free Rate
- US Large Cap Value Stocks
- US Micro-Cap Stocks
- ◆ International Large Cap Value Stocks
- ◆ International Emerging Markets Stocks
- ▲ Global Government Bonds
- 70% Equity / 30% Fixed Income
- US Small Cap Stocks
- US Securitized Real Estate
- ◆ International Small Cap Stocks
- ▲ US Short-term Government Treasury Bills
- US Large Cap Stocks
- US Small Cap Value Stocks
- ◆ International Large Cap Stocks
- ◆ International Small Cap Value Stocks
- ▲ US Intermediate-term Gov't & Corp. Bonds

DIVERSIFICATION THROUGH TIME (STARTING IN 2005)

Returns (GM)

January 2005 - December 2015

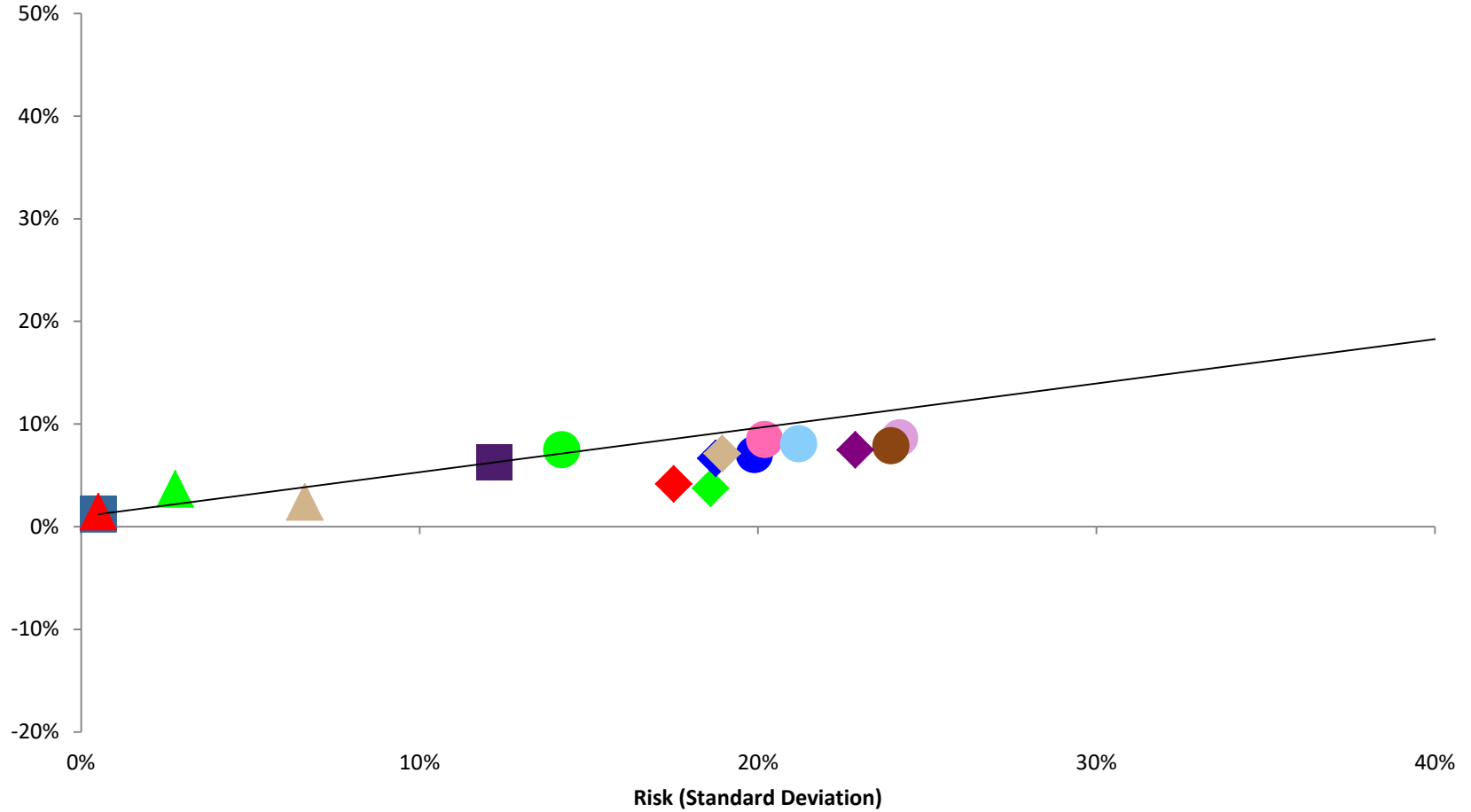


- Risk Free Rate
- US Large Cap Value Stocks
- US Large Cap Stocks
- US Small Cap Value Stocks
- US Small Cap Stocks
- US Securitized Real Estate
- ◆ International Large Cap Value Stocks
- ◆ International Small Cap Stocks
- ◆ International Small Cap Value Stocks
- ◆ International Emerging Markets Stocks
- ◆ International Large Cap Stocks
- ▲ US Short-term Government Treasury Bills
- ▲ US Intermediate-term Gov't & Corp. Bonds
- ▲ Global Government Bonds

DIVERSIFICATION THROUGH TIME (STARTING IN 2005)

Returns (GM)

January 2005 - December 2016

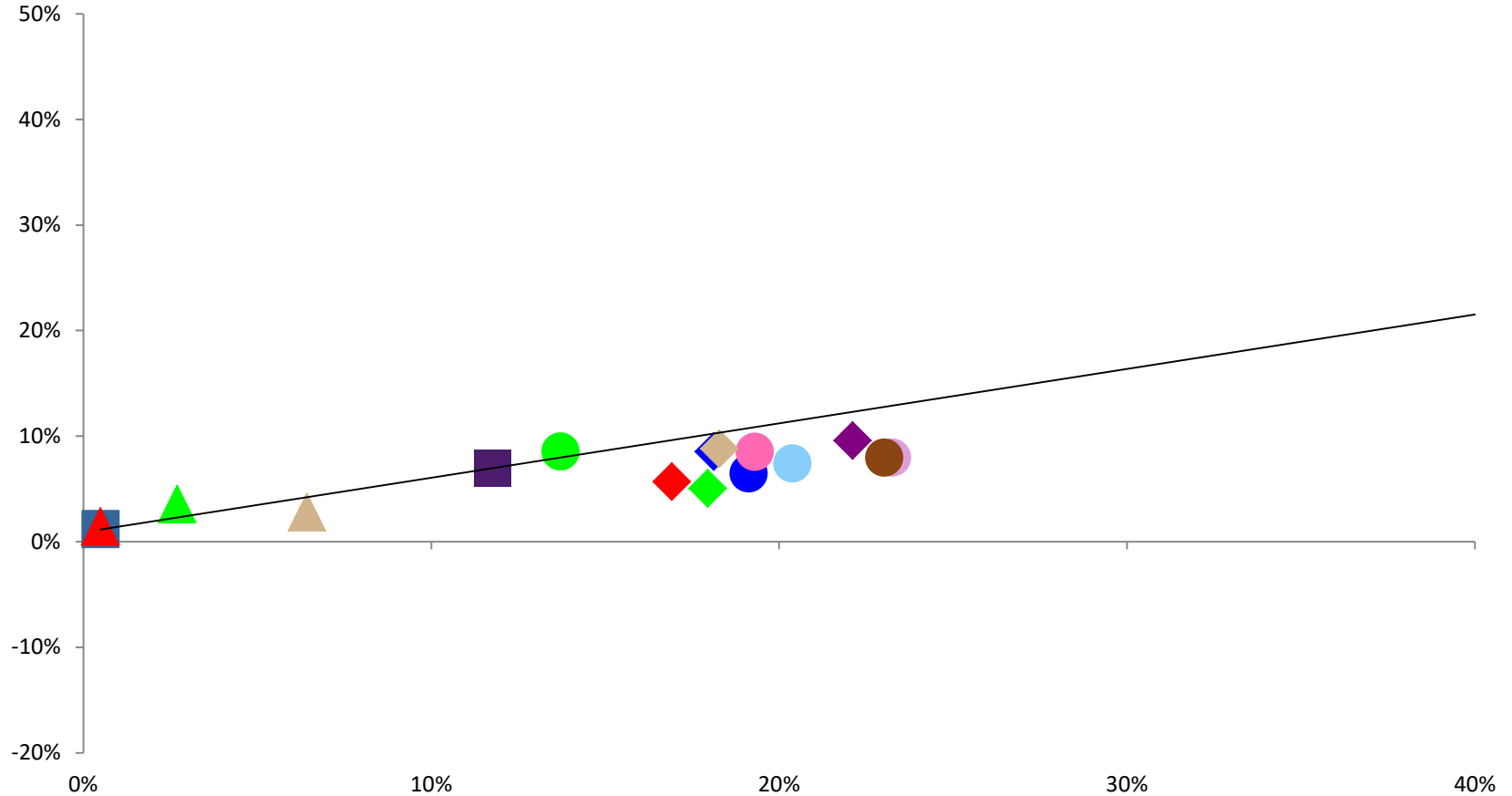


- Risk Free Rate
- US Large Cap Value Stocks
- US Large Cap Stocks
- US Small Cap Value Stocks
- US Small Cap Stocks
- US Securitized Real Estate
- ◆ International Large Cap Value Stocks
- ◆ International Small Cap Stocks
- ◆ International Emerging Markets Stocks
- ◆ International Small Cap Value Stocks
- ▲ US Short-term Government Treasury Bills
- ▲ US Intermediate-term Gov't & Corp. Bonds
- ▲ Global Government Bonds

DIVERSIFICATION THROUGH TIME (STARTING IN 2005)

Returns (GM)

January 2005 - December 2017

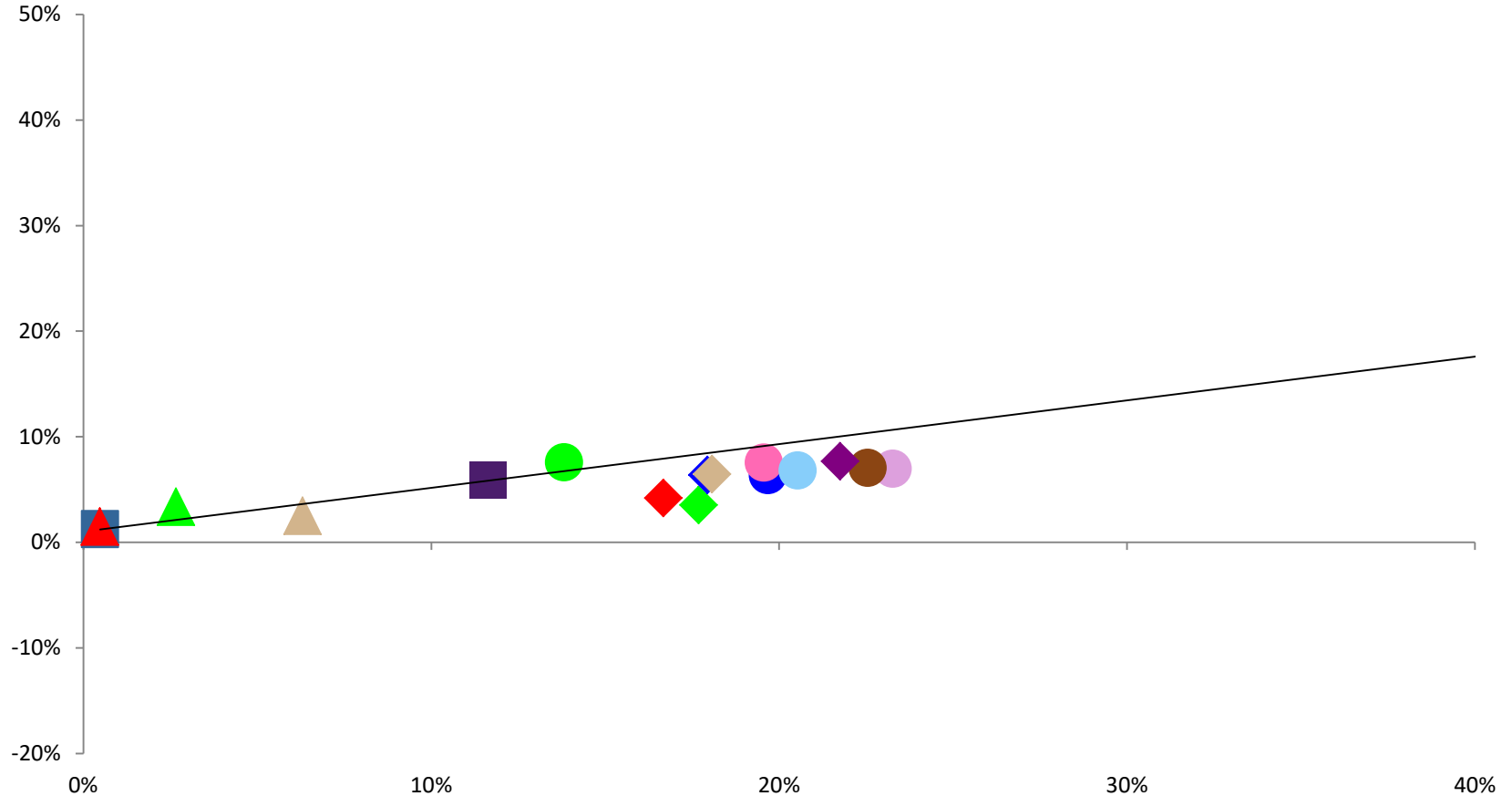


- Risk Free Rate
- US Large Cap Value Stocks
- US Large Cap Stocks
- US Small Cap Value Stocks
- US Small Cap Stocks
- US Securitized Real Estate
- ◆ International Large Cap Value Stocks
- ◆ International Small Cap Value Stocks
- ◆ International Emerging Markets Stocks
- ◆ International Large Cap Stocks
- ◆ International Small Cap Value Stocks
- ▲ US Short-term Government Treasury Bills
- ▲ US Intermediate-term Gov't & Corp. Bonds
- ▲ Global Government Bonds

DIVERSIFICATION THROUGH TIME (STARTING IN 2005)

Returns (GM)

January 2005 - December 2018

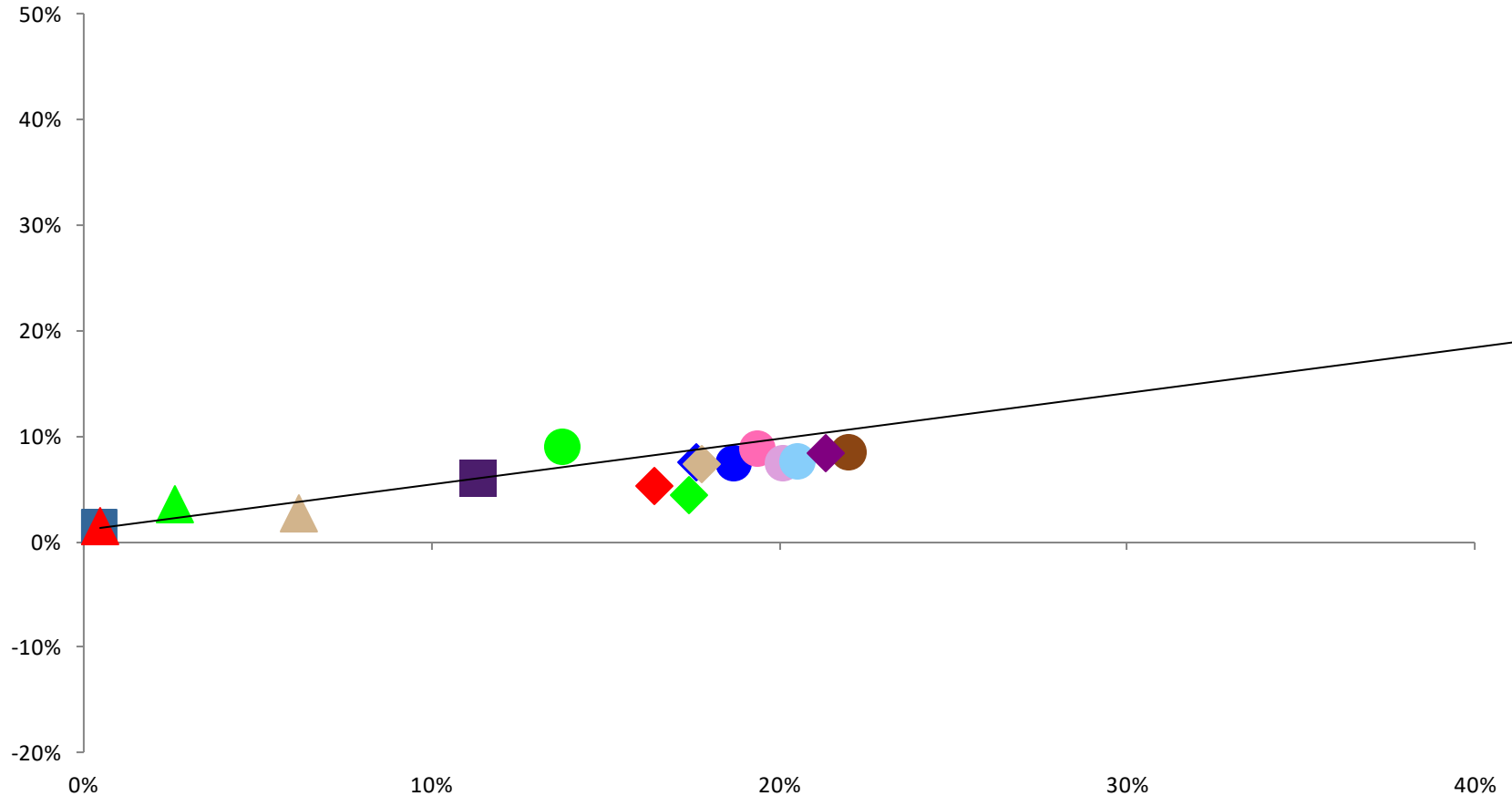


- Risk Free Rate
- US Large Cap Value Stocks
- US Large Cap Stocks
- US Small Cap Value Stocks
- US Small Cap Stocks
- US Securitized Real Estate
- ◆ International Large Cap Value Stocks
- ◆ International Small Cap Value Stocks
- ◆ International Emerging Markets Stocks
- ◆ International Large Cap Stocks
- ◆ International Small Cap Stocks
- ◆ International Small Cap Value Stocks
- ▲ US Short-term Government Treasury Bills
- ▲ US Intermediate-term Gov't & Corp. Bonds
- ▲ Global Government Bonds

DIVERSIFICATION THROUGH TIME (STARTING IN 2005)

Returns (GM)

January 2005 - December 2019

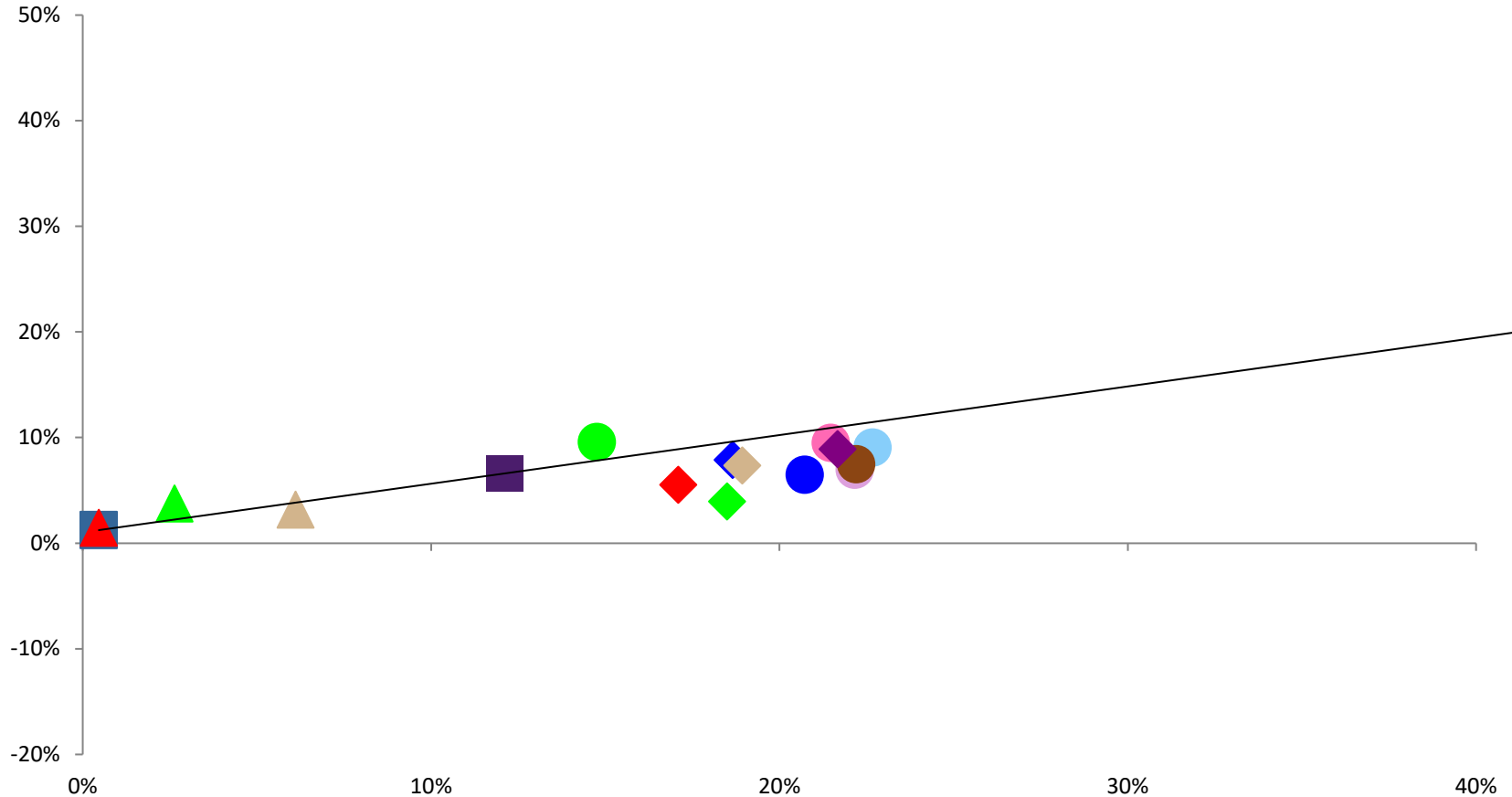


- Risk Free Rate
- US Large Cap Value Stocks
- US Micro-Cap Stocks
- ◆ International Large Cap Value Stocks
- ◆ International Emerging Markets Stocks
- ▲ Global Government Bonds
- 70% Equity / 30% Fixed Income
- US Small Cap Stocks
- US Small Cap Value Stocks
- US Securitized Real Estate
- ◆ International Small Cap Stocks
- ◆ International Small Cap Value Stocks
- US Large Cap Stocks
- US Small Cap Value Stocks
- ◆ International Large Cap Stocks
- ◆ International Small Cap Value Stocks
- ▲ US Intermediate-term Gov't & Corp. Bonds

DIVERSIFICATION THROUGH TIME (STARTING IN 2005)

Returns (GM)

January 2005 - December 2020



- Risk Free Rate
- US Large Cap Value Stocks
- US Micro-Cap Stocks
- ◆ International Large Cap Value Stocks
- ◆ International Emerging Markets Stocks
- ▲ Global Government Bonds
- 70% Equity / 30% Fixed Income
- US Large Cap Stocks
- US Small Cap Stocks
- US Securitized Real Estate
- ◆ International Small Cap Stocks
- ◆ International Small Cap Value Stocks
- ◆ International Large Cap Stocks
- ▲ US Intermediate-term Gov't & Corp. Bonds

DIVERSIFICATION THROUGH TIME

Data Sources

Label Name	Representative Index	Weighting
US Large Cap Stocks	S&P 500 Index	11%
US Large Cap Value Stocks	Fama-French Large Value	9%
US Small Cap Stocks	CRSP 6-10 Index	6%
US Small Value Cap Stocks	Fama-French Small Value	4%
US Micro-Cap Stocks	CRSP 9-10 Index	4%
US Securitized Real Estate	FTSE NAREIT Equity REITs	5%
International Large Cap Stocks	MSCI EAFE	10%
International Large Cap Value Stocks	MSCI EAFE Value	8%
International Small Cap Stocks	S&P EPAC Small	4%
International Small Cap Value Stocks	S&P EPAC Small Value	4%
International Emerging Markets Stocks	IFCI/S&P Emerging Composite	5%
US Short-term Government Treasury Bills	U.S. 1 Year Constant Maturity	15%
US Intermediate-term Gov't & Corp Bonds	Barclays US Intermediate Government/Credit	8%
Global Government Bonds	FTSE World Government Bond Index	7%

DISCLAIMER

The investment professionals of Schultz Collins are registered with Hightower Advisors, LLC, an investment advisor registered with the SEC. Their advisory services are offered through Hightower Advisors, LLC. This is not an offer to buy or sell securities. No investment process is free of risk, and there is no guarantee that the information presented herein will be profitable. Investors may lose the entire value of their investments. Past performance is not indicative of current or future performance, and is not a guarantee. In preparing these materials, we have relied upon and assumed without independent verification the accuracy and completeness of information available from public and internal sources. Hightower shall not in any way be liable for claims arising from, and makes no expressed or implied representations or warranties as to the accuracy or completeness of, the information provided herein, and shall not be liable in any way for statements, omissions or errors herein. This document was created for informational purposes only; the opinions expressed herein are solely those of the author, and do not represent those of Hightower Advisors, LLC, or any of its affiliates.

Schultz Collins does not provide tax advice. All client assets are held at independent custodians. Please contact us should you discover discrepancies with their statements.